

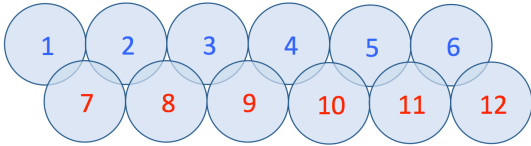
MS-12L180-A

Multi-Beam Wide Band Spherical Lens Antenna: 12 independent low frequency (698-960MHz) cross-polarized beams.

***Optional Packages:**

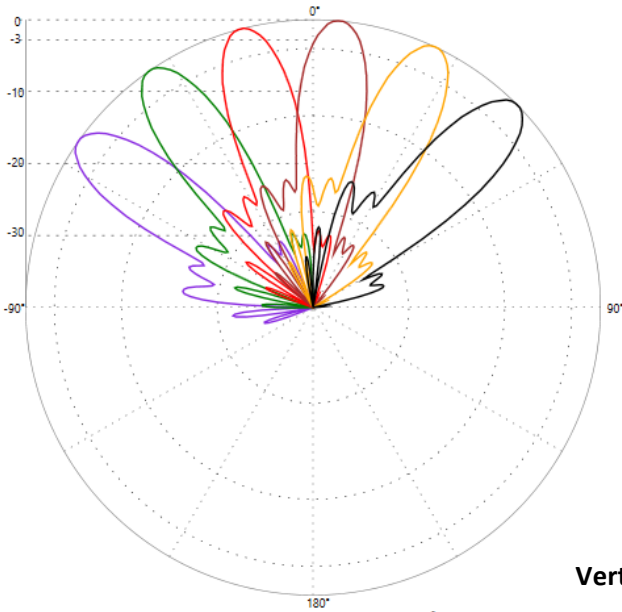
A) MS-12L180-B : Low-band frequency range 790-960MHz

Beam Layout:

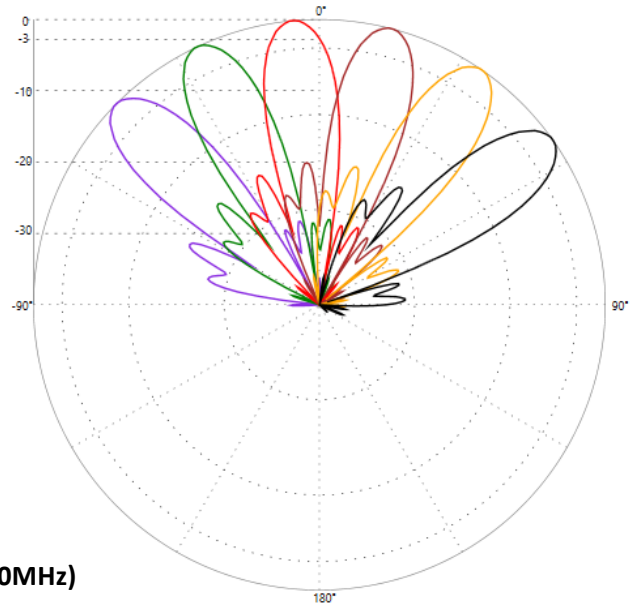


PATTERN RESULTS:

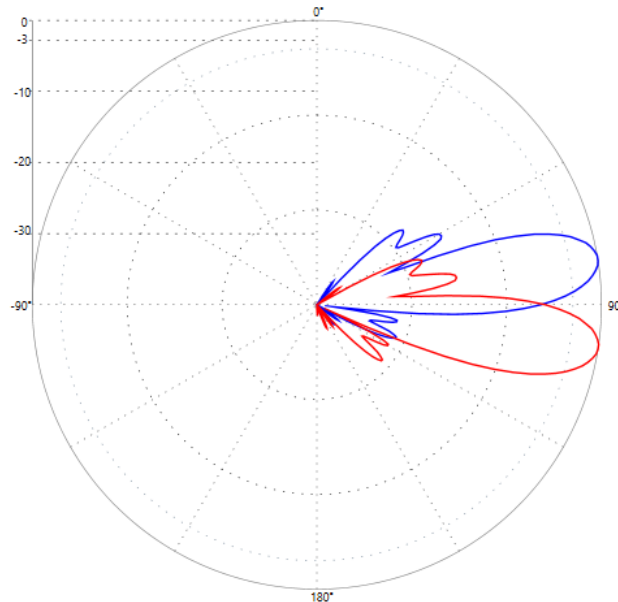
Horizontal Pattern Row 1 (850MHz)



Horizontal Pattern Row 2 (850MHz)



Vertical Pattern (850MHz)



TECHINCAL SPECIFICATIONS PER BEAM	
Frequency	698-896 MHz
Gain	20.5dBi
VSWR	<1.5:1
Polarization	Dual Slant ±45°
Horizontal Coverage per row	120°
Total coverage	130°
Horizontal Beamwidth (10dB)	20°
Horizontal Beamwidth (3dB)	12°
Vertical Beamwidth (10dB)	20°
Vertical Beamwidth (3dB)	12°
Beam Cross-over	10dB typical
Total Number of Beams	12
Tilt	9° Upper Row -9° Lower Row
First Sidelobe Level	<-15dB
Front to Back Ratio	>28dB
Isolation Port to Port -Polarization	>28dB
Isolation Port to Port – Beam	>26dB
Power Rating	250W per port
Intermodulation	<-153dBc
Impedance	50 ohm
Connector Quantity and Type	24 x 4.3-10 female

MECHANICAL DATA	
Dimensions (H x W x D)	Spherical Lens diameter: 180cm/70inch
	Antenna dimensions: 182 x 205 x 207 cm 71 x 80 x 81 inch
Antenna Weight	220kg 485 lbs
Radome Material	Fibre Glass
Mounting	2 position pipe mount Compatible pipe diameter: 6.1 – 11.4 cm 2.4 – 4.5 inch
ENVIRONMENTAL RATINGS	
Humidity	95% RH @ +30°C
Temperature	-40°C to +70°C
Wind load (Front)	2316 N @ 160km/hr 520 lbf @ 160km/hr

SAMPLE CONNECTOR LAYOUT:

