

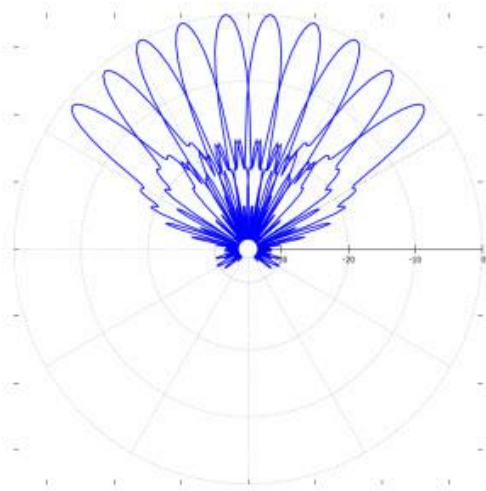
MS-10.10.10DBA180-T

Multi-Beam Dual Band Spherical Lens Antenna: 10 independent low frequency (617-896MHz) cross-polarized beams and 10 independent high-frequency (1695-2690MHz) cross-polarized beams (each lens has independent high frequency beams providing 4 ports for 4X4 MIMO or multiple base stations).

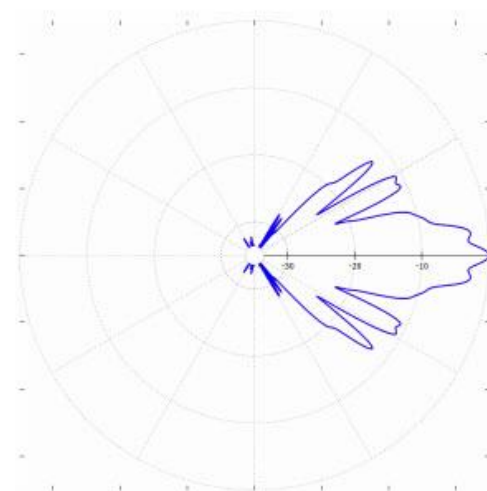


PATTERN RESULTS:

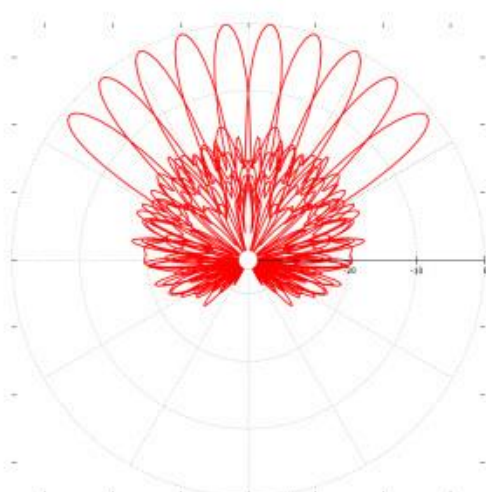
High-Band Horizontal Pattern (1950MHz)



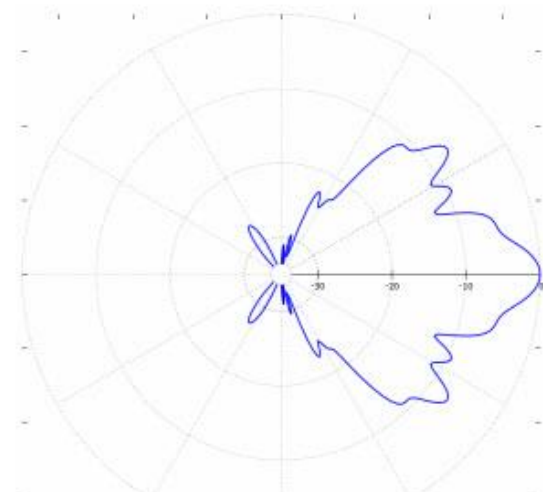
High-Band Vertical pattern (1950MHz)



Low-Band Horizontal Pattern (850MHz)



Low-Band Vertical Pattern (850MHz)





TECHNICAL SPECIFICATIONS PER BEAM

Frequency	617-896MHz	1695-2690 MHz
Gain	19dBi	26dBi
VSWR	<1.5:1	<1.5:1
Polarization	Dual Slant ±45	Dual Slant ±45
Horizontal Coverage	100°	100°
Horizontal Beamwidth (10dB level): Central Beams	10° ± 1.5 °	10° ± 1.5 °
Side Beams	15° ± 1.5 °	14° ± 1.5 °
Vertical Beamwidth (10dB level)	40°	25°
Beam Cross-over	10dB typical	10dB typical
Total Number of Beams	10	10 (4 ports/beam)
Tilt	0°	0°
First Sidelobe Level	<-16dB	<-16dB
Front to Back Ratio	>28dB	>28dB
Isolation Port to Port -Polarization	>28dB	>28dB
Isolation Port to Port – Beam	>28dB	>28dB
Power Rating	250W per port	250W per port
Intermodulation	<-153dBc	<-153dBc
Impedance	50 ohm	50 ohm
Connector Quantity and Type	20 X 4.3-10 female	40 X 4.3-10 female

MECHANICAL DATA

Dimensions (H x W x D)	Two Truncated Lenses: Spherical Lens Diameter: 180cm/70inch Spherical Lens Height: 80cm/31inch Antenna dimensions: 220 x 392 x 221 cm 87 x 154 x 87 inch
Antenna Weight	476kg 1050lbs
Radome Material	Fiber Glass
Mounting	4 position pipe mount Compatible pipe diameter: 6.1 – 11.4 cm 2.4 – 4.5 inch

ENVIRONMENTAL RATINGS

Humidity	95% RH @ +30°C
Temperature	-40°C to +70°C
Wind load	@ 160km/hr
Front	5868N/1319lbf
Side	4760N/1070lbf
Back	6547N/1471lbf

SAMPLE CONNECTOR LAYOUT:

