


MS-MBA-4.2-H2-T2

Multi-Beam Dual Band Spherical Lens Antenna: 4 independent high-frequency (1695-2690MHz) cross-polarized beams and 2 independent low-frequency (617-896MHz) cross-polarized beams with 2X2 MIMO support. Each beam has independent tilt adjust, for high frequency 0°-20° and for low frequency 0°-40°.

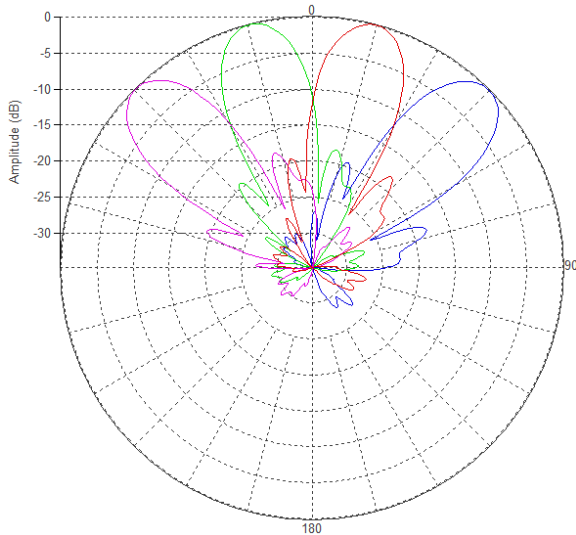
Improved Design Offers;

- 1. Superior Pattern Performance**
- 2. Individual RET Capability per Beam**

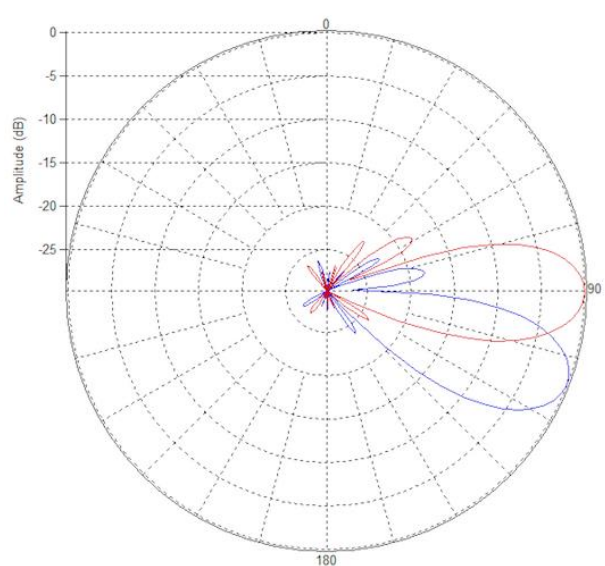
PATTERN RESULTS:



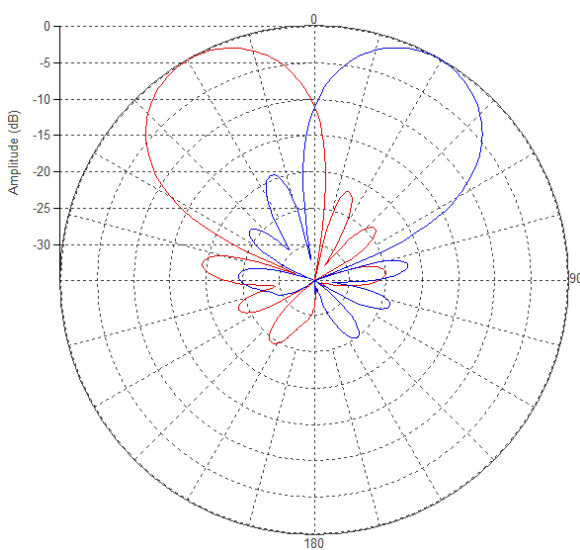
High-band Horizontal Pattern (1.92GHz)



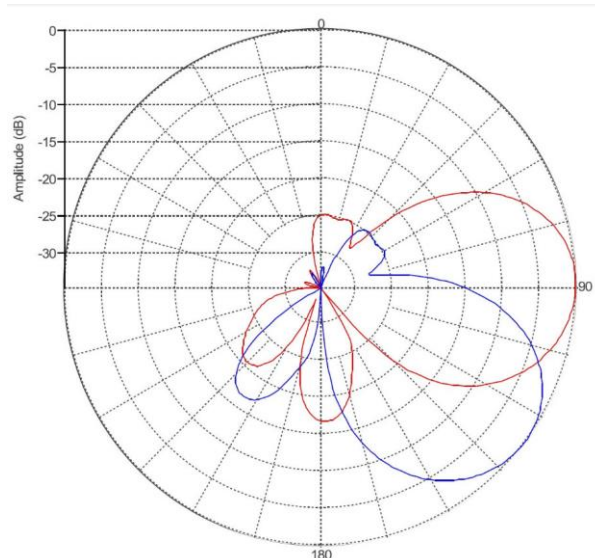
High-band Vertical Pattern (1.92GHz) at tilt 0° and 20°



Low-band Horizontal Pattern (0.75GHz)



Low-band Vertical Pattern (0.75GHz) at tilt 0° and 40°



TECHNICAL SPECIFICATIONS PER BEAM

Frequency	617-896 MHz	1695-2690 MHz
Gain	14.2dBi	19.5dBi
VSWR	<1.5:1	<1.5:1
Polarization	Dual Slant ±45°	Dual Slant ±45°
Horizontal Coverage	120°	120°
Horizontal Beamwidth (10dB level)	60°	30°
Horizontal Beamwidth (3dB level)	34°	17°
Vertical Beamwidth (10dB level)	60°	30°
Vertical Beamwidth (3dB level)	34°	17°
Beam Cross-over	10dB typical	10dB typical
Total Number of Beams	2	4
Tilt Per Cross Pol	0° to 40°	0° to 20°
Sidelobe Level	<-15dB	<-16dB
Front to Back Ratio	>28dB	>28dB
Isolation Port to Port -Polarization	>28dB	>28dB
Isolation Port to Port – Beam	>26dB	>28dB
Power Rating	200W per port	250W per port
Intermodulation	<-153dBc	<-153dBc
Impedance	50 ohm	50 ohm
Connector Quantity and Type	4 x 4.3-10 female	8 x 4.3-10 female

MECHANICAL DATA

Dimensions (H x W x D)	110 x 61 x 66 cm 43 x 24 x 26 inch
Antenna Weight	35kg/77lbs
Radome Material	Fiber Glass
Mounting	Adjustable Clamps Compatible pipe diameter: 6.1 – 11.4 cm 2.4 – 4.5 inch

ENVIRONMENTAL RATINGS

Humidity	95% RH @ +30°C
Temperature	-40°C to +70°C
Wind loading (Frontal)	473 N @ 150km/hr 106.3 lbf @ 150km/hr
Wind loading (Lateral)	736 N @ 150km/hr 165.5 lbf @ 150km/hr

CONNECTOR LAYOUT

