


MS-MBA-3-C4A5

Lens Technology Enabled™ Multi-Beam Base-Station Antenna perfect for six to nine sector LTE cell site deployments, utilizes a patented spherical lens design with 3 isolated C-Band (3700 - 4200MHz) cross-polarized beams. Each beam has 4 ports, or 4X4 MIMO.

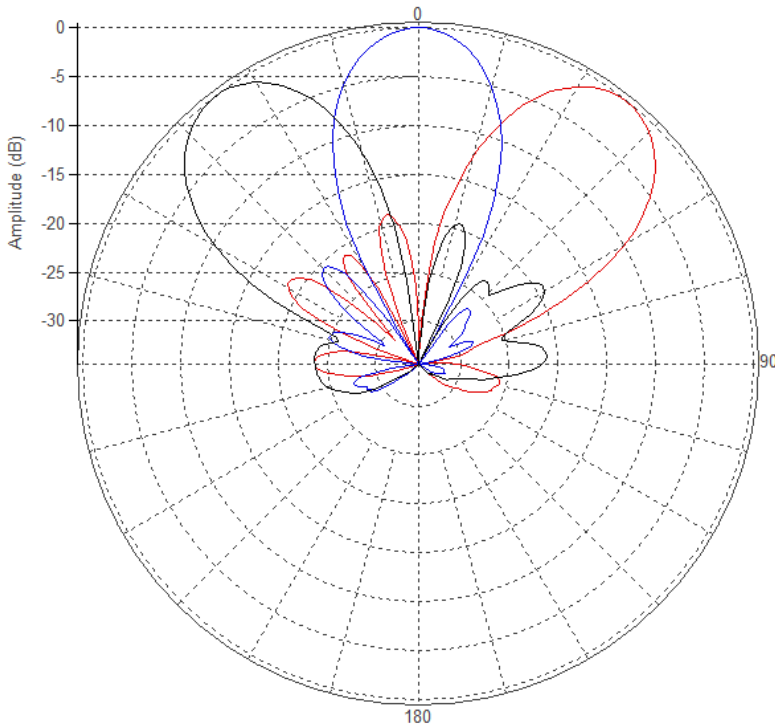
Tilt is adjustable from 0° to 10° for each beam.



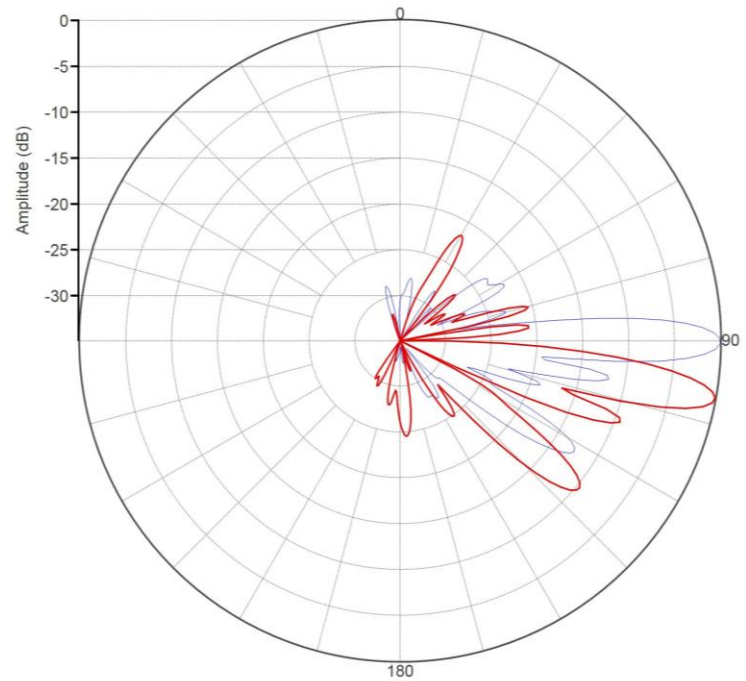
PRELIMINARY

PATTERN RESULTS:

Horizontal Beam Pattern (3.7GHz)



Vertical Pattern at 0° and 10° Tilt (3.7GHz)





PRELIMINARY

TECHNICAL SPECIFICATIONS PER BEAM	
Frequency	3700 MHz – 4200 MHz
Gain	21.5dBi
VSWR	<1.5:1
Polarization	Dual Slant $\pm 45^\circ$
Horizontal Coverage	120°
Horizontal Beam-width (3dB/10dB)	25° / 45°
Vertical Beam-width (3dB)	6°
Beam Cross-over	6-8 dB typical
Total Number of Beams	3
Number of Ports per Beam	4
Total Number of Ports	12
Tilt per Cross-Pol	0°- 10°
First Sidelobe Level	< -18dB
Front to Back Ratio	28dB
Isolation Port to Port -Polarization	28dB
Isolation Port to Port – Beam	28dB
Power Rating	150W per port
Intermodulation	<-153dBc
Impedance	50 Ohm
Connector Quantity and Type	12 x 4.3-10 female

MECHANICAL DATA	
Dimensions (H x W x D)	200 x 29 x 30.5 cm
	79 x 11 x 12 inch
Antenna Weight	20kg
	44lbs
Radome Material	Polycarbonate
Mounting	Standard pipe mount
	Compatible pipe diameter:
	6.1 – 11.4 cm
	2.4 – 4.5 inch

ENVIRONMENTAL RATINGS	
Humidity	95% RH @ +30°C
Temperature	-40°C to +70°C
Wind Load (Lateral)	TBD