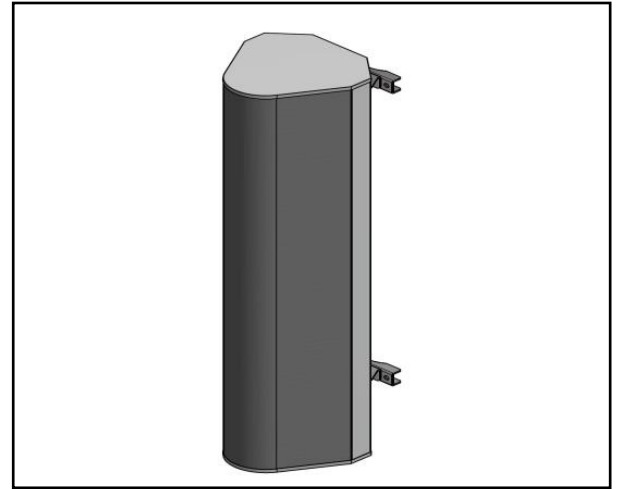


MS-MBA-3-C4A3

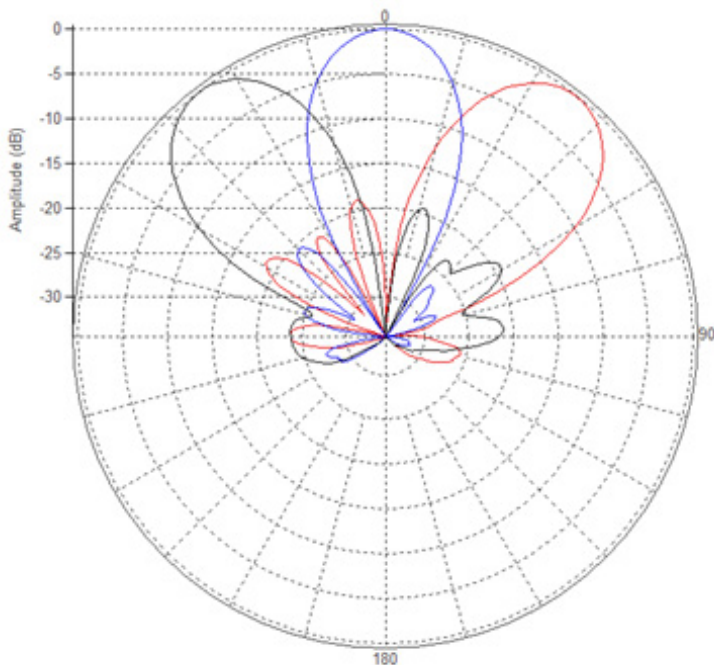
Lens Technology Enabled™ Multi-Beam Base-Station Antenna perfect for six to nine sector LTE cell site deployments, utilizes a patented spherical lens design with 3 isolated C-Band (3700 - 4200MHz) cross-polarized beams. Each beam has 4 ports, or 4X4 MIMO.

Tilt is adjustable from 0° to 15° for each beam.

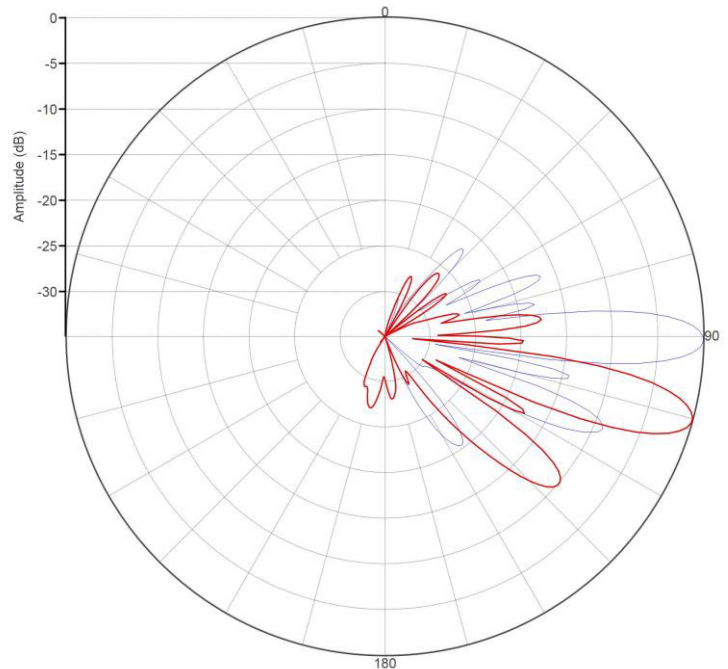


PATTERN RESULTS:

C-Band Horizontal Pattern (3.7GHz)



C-Band Vertical Pattern at 0° and 15° Tilt (3.7GHz)



TECHNICAL SPECIFICATIONS PER BEAM

Frequency	3700 – 4200 MHz
Gain	20dBi
VSWR	<1.5:1
Polarization	Dual Slant ±45°
Horizontal Coverage	120°
Horizontal Beamwidth (3dB)	25°
Horizontal Beamwidth (10dB)	45°
Vertical Beamwidth (3dB)	8°
Beam Cross-over	8 dB typical
Total Number of Beams	3
Number of Ports per Beam	4
Total Number of Ports	12
Tilt Per Cross-Pol	0°- 15°
USLS (upper sidelobe suppression)	16dB
Azimuth Sidelobe Level	-18dB
Front to Back Ratio	28dB
Isolation Port to Port - Polarization	28dB
Isolation Port to Port - Beam	28dB
Power Rating	150W per port
Intermodulation	<-153dBc
Impedance	50 ohm
Connector Quantity and Type	12 x 4.3-10 female

MECHANICAL DATA

Dimensions (H x W x D)	119 x 30 x 38 cm 47 x 12 x 15 inch
Antenna Weight	15kg 33lbs
Radome Material	Polycarbonate
Mounting	Standard pipe mount Compatible pipe diameter: 6.1 – 11.4 cm 2.4 – 4.5 inch

ENVIRONMENTAL RATINGS

Humidity	95% RH @ +30°C
Temperature	-40°C to +70°C
Wind Load (Lateral)	N/lf Frontal: 262/58.9 Lateral: 374/84.1 Rear: 298/67

CONNECTOR LAYOUT:

