

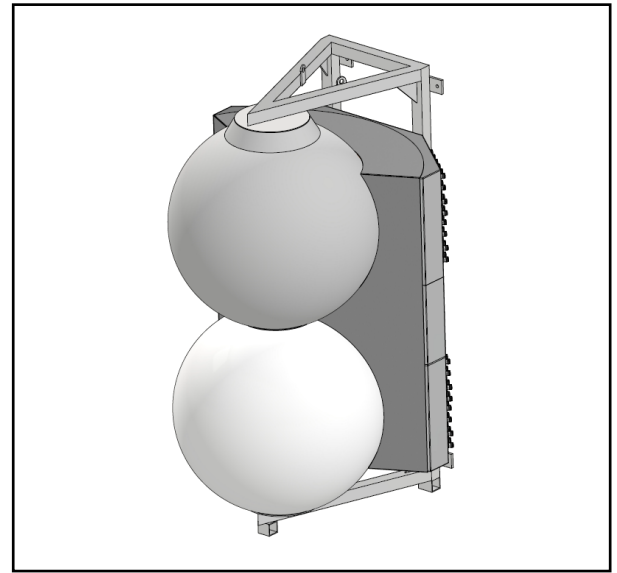
MATSING®

LENS TECHNOLOGY ENABLED

MS-12.12F90

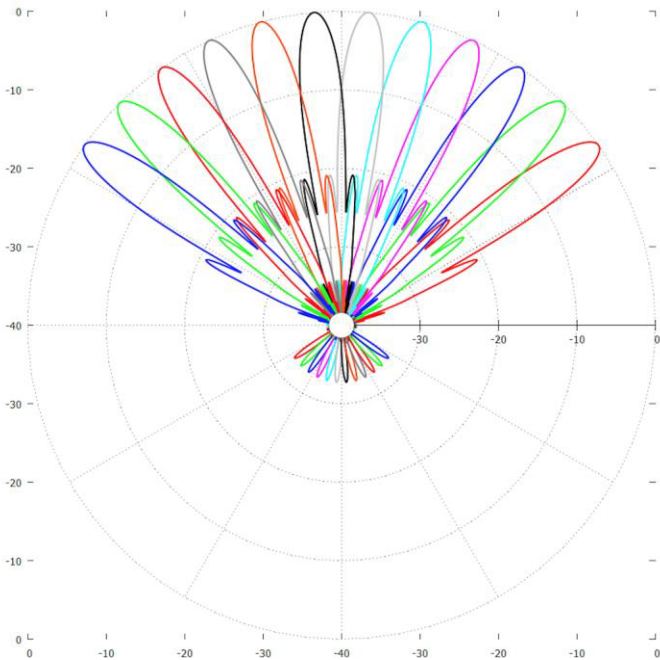
Multi-Beam Wide Band Spherical Lens Antenna: 1 row of 12 independent F-Band (3300 - 4200MHz) cross-polarized beams. Each beam has independent tilt 0-15° (RET).

BEAM LAYOUT:

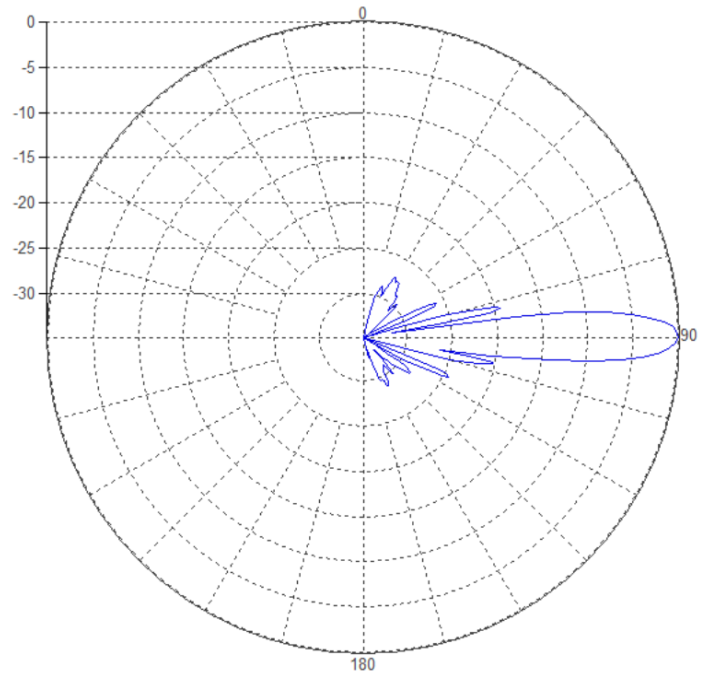


PATTERN RESULTS:

Horizontal Pattern (3.95GHz)



Vertical Pattern (3.95GHz) 0° Tilt



TECHNICAL SPECIFICATIONS PER BEAM

Frequency	3300-4200 MHz
Gain	28.5dBi
VSWR	<1.5:1
Polarization	Dual Slant ±45°
Horizontal Coverage	120°
Horizontal Beamwidth (10dB level)	10°
Horizontal Beamwidth (3dB level)	6°
Vertical Beamwidth (10dB level)	10°
Vertical Beamwidth (3dB level)	6°
Beam Cross-over	10dB typical
Number of Ports Beams	4
RET	0 - 15°
First Sidelobe level	<-16dB
Front to Back Ratio	>28dB
Isolation Port to Port - Polarization	>28dB
Isolation Port to Port - Beam	>28dB
Power Rating	50W per port
Intermodulation	<-153dBc
Impedance	50 ohm
Connector Quantity and Type	48 X 4.3-10 female

MECHANICAL DATA

Dimensions (H x W x D)	Spherical Lens diameter: 90cm/35inch Antenna dimensions: 141.2 x 111.7 x 115 cm 55.6 x 44 x 45.3 inch
Antenna Weight	75 kg 165.3 lbs
Radome Material	Fiber Glass
Mounting	Standard position pipe mount Compatible pipe diameter: 6.1 – 11.4 cm 2.4 – 4.5 inch

ENVIRONMENTAL RATINGS

Humidity	95% RH @ +30°C
Temperature	-40°C to +70°C
Wind load @ 150km/h	N/lbf Frontal: 1165/262 Lateral: 1356/305