

RRH Plumbing Diagrams

MS-MBA-3-L4A2

Table of contents

1. Table of contents
2. Revision History
3. Applicable RRH Models
4. Ericsson Diagram
5. Ericsson Port Mapping
6. Nokia Diagram
7. Nokia Port Mapping
8. Samsung Diagram
9. Samsung Port Mapping



MATSING[®]

LENS TECHNOLOGY ENABLED

Revision History

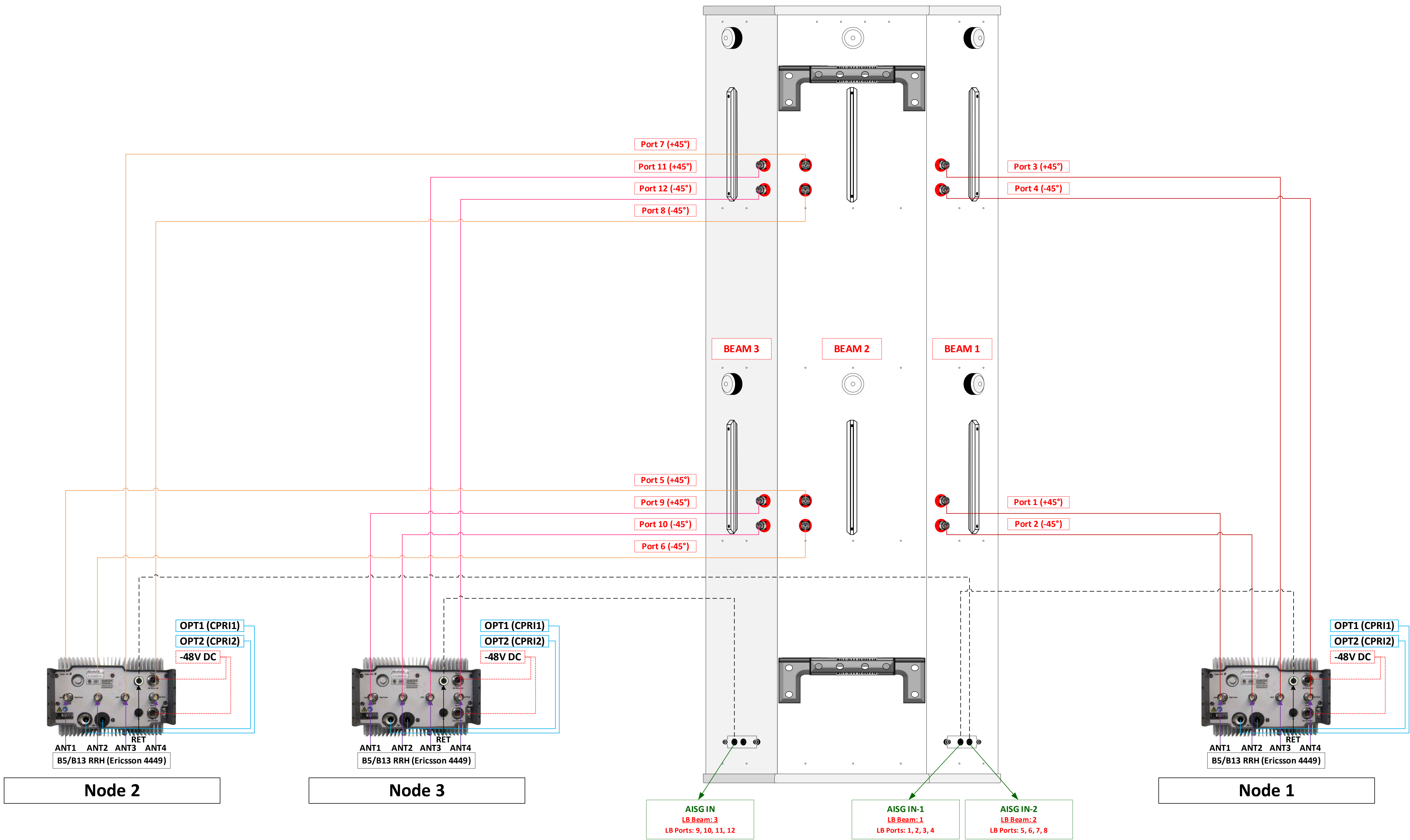
Revision	Date	Details
1	03/04/2025	Initial Release
2		
3		

Applicable RRH Models

	Nokia RRHs	Samsung RRHs
700/850 (Ericsson 4449)	700 (Nokia AirScale AHLBA)	700/850 (Samsung RFV01U-D2A)

MS-MBA-3-L4A2 with B5/B13 RRH (Ericsson 4449)

REAR VIEW

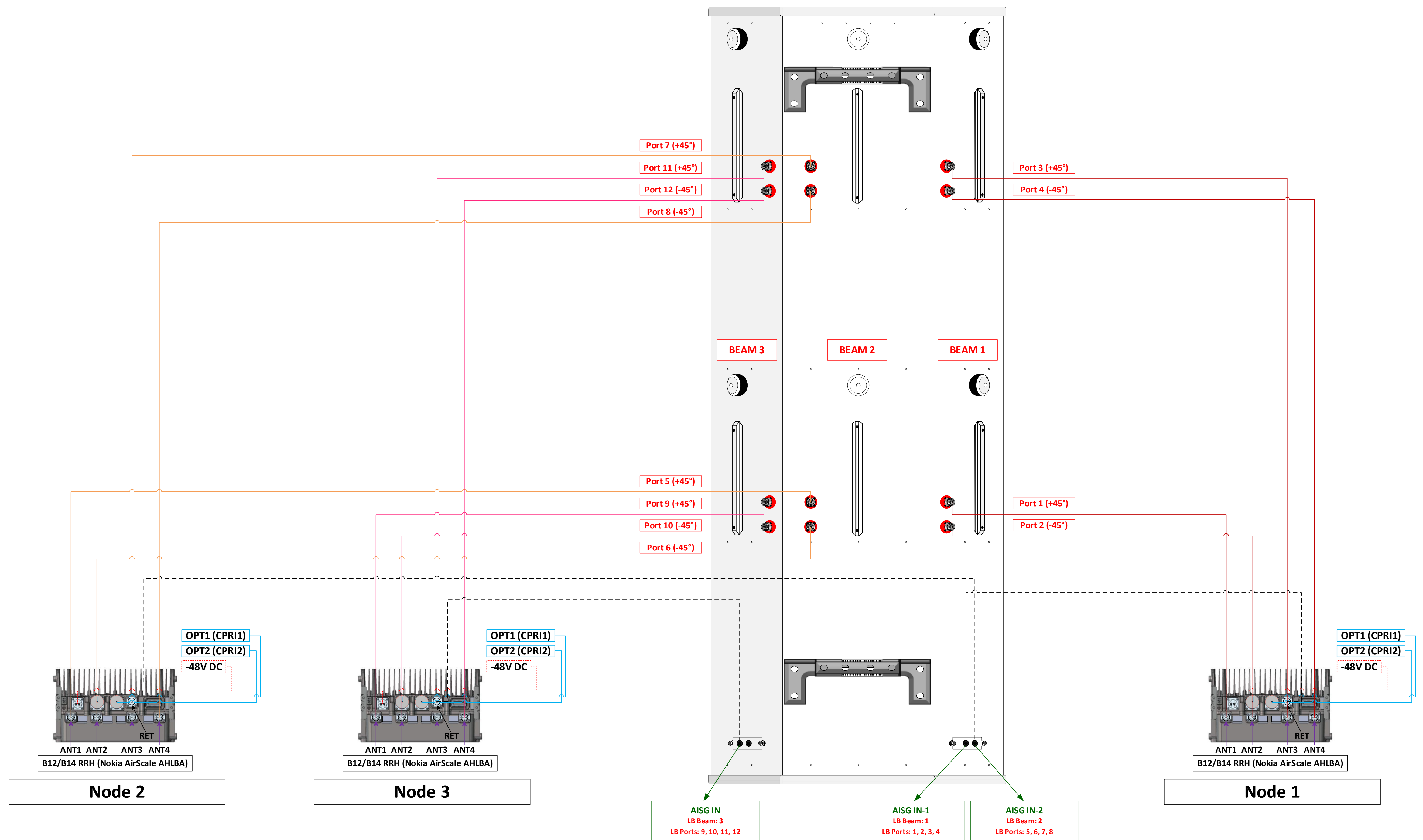


Ericsson Port Mapping

MS-MBA-3-L4A2	Node 1: B5/B13 RRH (Ericsson 4449)	Node 2: B5/B13 RRH (Ericsson 4449)	Node 3: B5/B13 RRH (Ericsson 4449)
Port 1	ANT 1		
Port 2	ANT 2		
Port 3	ANT 3		
Port 4	ANT 4		
Port 5		ANT 1	
Port 6		ANT 2	
Port 7		ANT 3	
Port 8		ANT 4	
Port 9			ANT 1
Port 10			ANT 2
Port 11			ANT 3
Port 12			ANT 4
AISG IN	RET		
AISG IN-1		RET	
AISG IN-2			RET

MS-MBA-3-L4A2 with B12/B14 RRH (Nokia AirScale AHLBA)

REAR VIEW

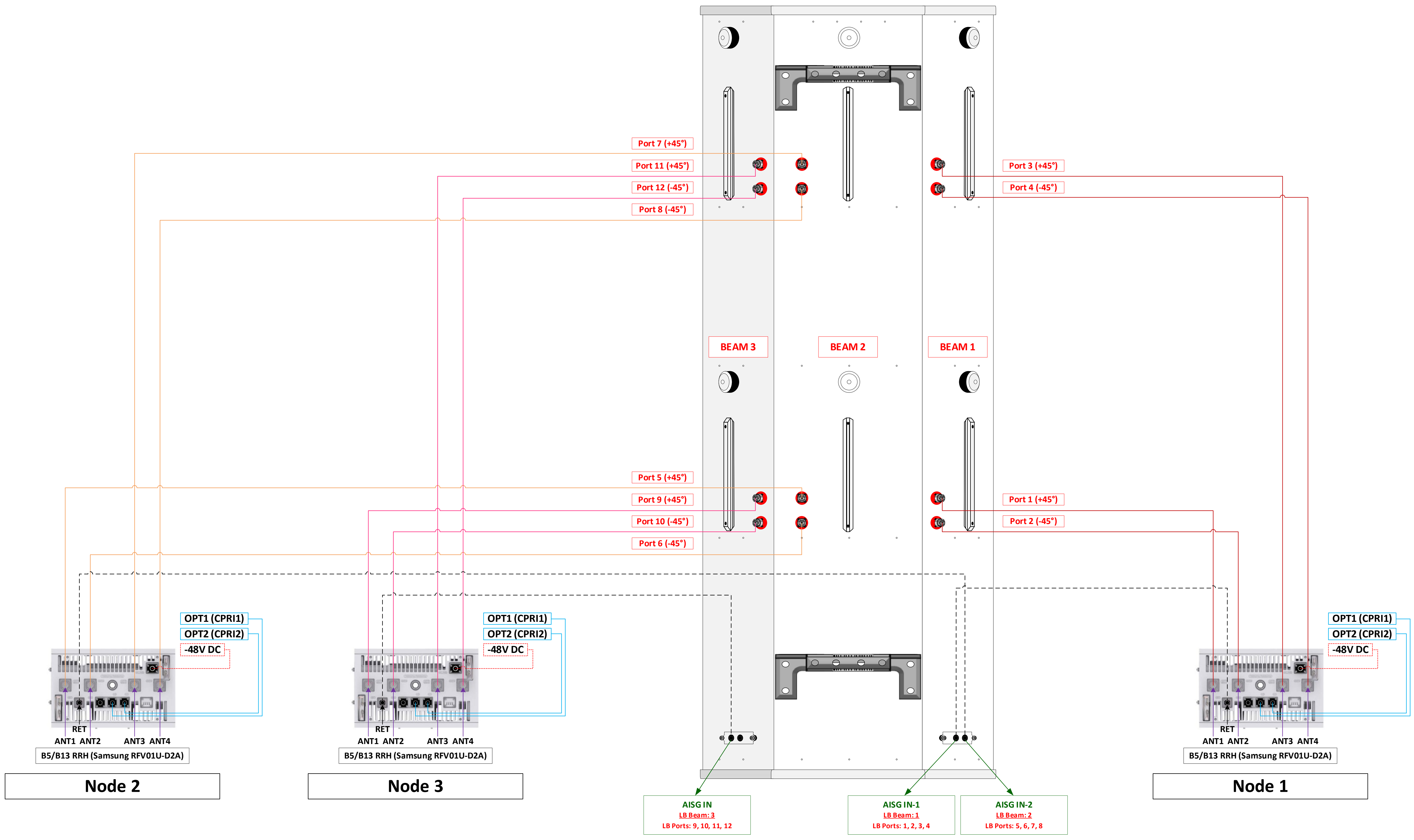


Nokia Port Mapping

MS-MBA-3-L4A2	Node 1: B12/B14 RRH (Nokia AirScale AHLBA)	Node 2: B12/B14 RRH (Nokia AirScale AHLBA)	Node 3: B12/B14 RRH (Nokia AirScale AHLBA)
Port 1	ANT 1		
Port 2	ANT 2		
Port 3	ANT 3		
Port 4	ANT 4		
Port 5		ANT 1	
Port 6		ANT 2	
Port 7		ANT 3	
Port 8		ANT 4	
Port 9			ANT 1
Port 10			ANT 2
Port 11			ANT 3
Port 12			ANT 4
AISG IN	RET		
AISG IN-1		RET	
AISG IN-2			RET

MS-MBA-3-L4A2 with B5/B13 RRH (Samsung RFV01U-D2A)

REAR VIEW



Samsung Port Mapping

MS-MBA-3-L4A2	Node 1: B5/B13 RRH (Samsung RFV01U-D2A)	Node 2: B5/B13 RRH (Samsung RFV01U-D2A)	Node 3: B5/B13 RRH (Samsung RFV01U-D2A)
Port 1	ANT 1		
Port 2	ANT 2		
Port 3	ANT 3		
Port 4	ANT 4		
Port 5		ANT 1	
Port 6		ANT 2	
Port 7		ANT 3	
Port 8		ANT 4	
Port 9			ANT 1
Port 10			ANT 2
Port 11			ANT 3
Port 12			ANT 4
AISG IN	RET		
AISG IN-1		RET	
AISG IN-2			RET