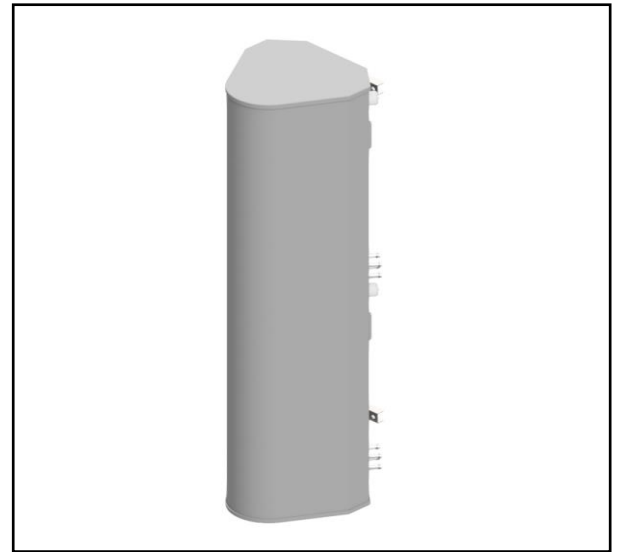


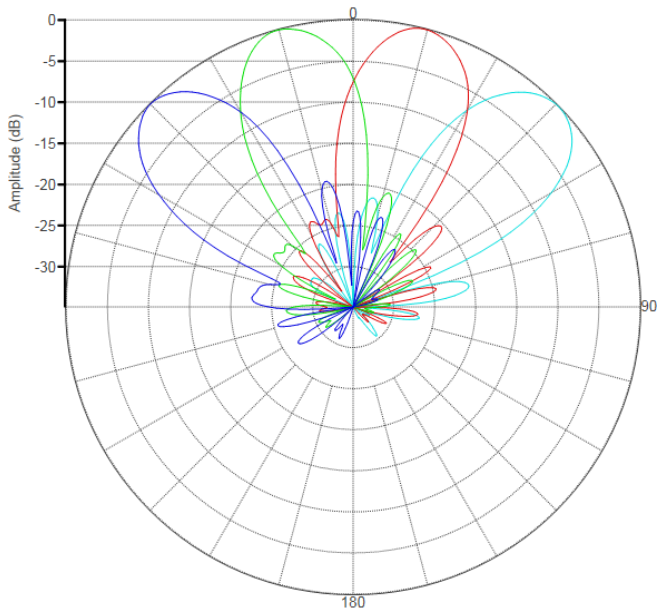
MS-MBA-4-C4A3

Lens Technology Enabled™ Multi-Beam Base-Station Antenna perfect for multi-sector cell site deployments, utilizes a patented spherical lens design with 4 isolated C-Band (3700–4200MHz) cross-polarized beams. Each Beam has 4 ports or 4x4 MIMO and RET capability from 0° - 15°.

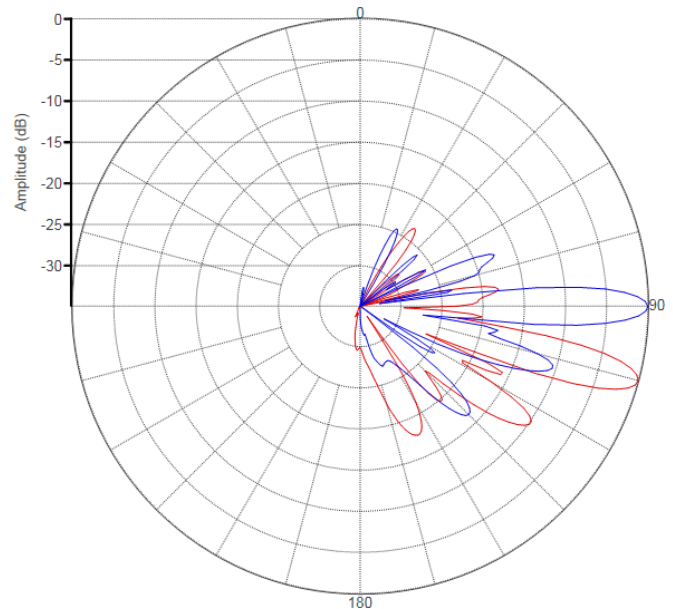


PATTERN RESULTS:

Horizontal Pattern (3.7GHz)



Vertical Pattern at 0° and 15° (3.7GHz)



TECHNICAL SPECIFICATIONS

Frequency	3700 – 4200 MHz
Gain	22dBi
VSWR	<1.5:1
Polarization	Dual Slant ±45°
Horizontal Coverage	120°
Horizontal Beamwidth (10dB level)	34°
Horizontal Beamwidth (3dB level)	19°
Vertical Beamwidth (3dB level)	6.5°
Beam Cross-over	8dB typical
Total Number of Beams	4
Number of Ports per Beam	4
Number of Ports Total	16
Tilt Per Beam Remote Electrical Tilt (AISG 2.0)	0°-15°
Upper Side Lobe Suppression	16dB
Azimuth Sidelobe Level	-18dB
Front to Back Ratio	28dB
Isolation Port to Port - Polarization	28dB
Isolation Port to Port - Beam	28dB
Power Rating	150W per port
Intermodulation	<-153dBc
Impedance	50 ohm
Connector Quantity and Type	16 x 4.3-10 female

MECHANICAL DATA

Dimensions (H x W x D)	159.8 x 35.5 x 34.6 cm 62.9 x 13.9 x 13.6 inch
Antenna Weight	25 kg 55.1lbs
Radome Material	Fiber Glass
Mounting	Standard pipe mount Compatible pipe diameter: 6.1 – 11.4 cm 2.4 – 4.5 inch

ENVIRONMENTAL RATINGS

Humidity	95% RH @ +30°C
Temperature	-40°C to +70°C
Wind Load @ 150 km/hr	N/Ibf Frontal: 449/100.9 Lateral: 614/ 138 Rear : 505/ 113.5

CONNECTOR LAYOUT:

