


## MS-MBA-6-F4

### Multi-beam Base-Station Antenna (MBA)

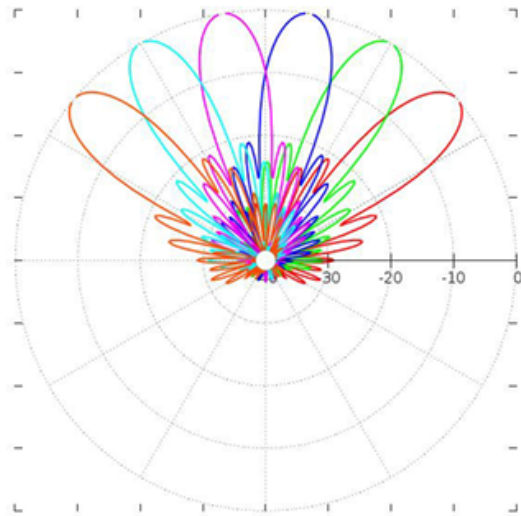
**Lens Technology Enabled™ Multi-Beam Base-Station Antenna perfect for 6 F-band sectors LTE cell site deployment for best CINR results. Utilizes a patented spherical lens design with 6 isolated F-Band frequency (3300 – 4200 MHz) cross-polarized beams. Each F-Band frequency beam is made of two independent antennas and has 4 ports. There is one independent tilt settings per beam (0-15° for F-Band) for each pair of cross-polarized elements.**



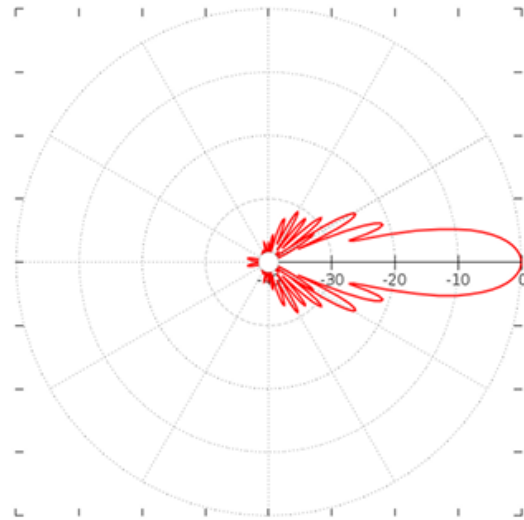
#### PATTERN RESULTS:



**F-Band Horizontal Pattern (3.5GHz)**



**F-Band Vertical pattern 0° tilt and 15° tilt (3.5GHz)**



### TECHNICAL SPECIFICATIONS PER BEAM

Frequency	3300 – 4200 MHz
Gain	22.5dBi
VSWR	<1.5:1
Polarization	Dual Slant ±45°
Horizontal Coverage	120°
Horizontal Beamwidth (10dB level)	20°
Horizontal Beamwidth (3dB level)	12°
Vertical Beamwidth (10dB level)	22°
Vertical Beamwidth (3dB level)	13°
Beam Cross-over	10dB typical
Total Number of Beams	6
Number of Ports per Beam	4
Number of Ports Total	24
Tilt Per Cross-Pol	0° to 15°
First Upper Sidelobe Level	<-16dB
Azimuth Sidelobe Level	<-16dB
Front to Back Ratio	>28dB
Isolation Port to Port - Polarization	>28dB
Isolation Port to Port - Beam	>28dB
Power Rating	150W per port
Intermodulation	<-153dBc
Impedance	50 ohm
Connector Quantity and Type	24 x 4.3-10 female

### MECHANICAL DATA

Dimensions (H x W x D)	110 x 62 x 72 cm 43.4 24.3 x 28.4 inch
Antenna Weight	36 kg 79.3lbs
Radome Material	Fiber Glass
Mounting	2 position pipe mount Compatible pipe diameter: 6.1 – 11.4 cm 2.4 – 4.5 inch

### ENVIRONMENTAL RATINGS

Humidity	95% RH @ +30°C
Temperature	-40°C to +70°C
Wind load @ 150km/h	N/lbf Frontal: 386 / 86.8 Lateral: 523 / 117.6 Rear: 452 / 101.6

### CONNECTOR LAYOUT: