

RRH Plumbing Diagrams

MS-MBA-6-H4

Table of contents

1. Table of contents
2. Revision History
3. Applicable RRH Models
4. Ericsson Diagram
5. Ericsson Port Mapping
6. Nokia Diagram
7. Nokia Port Mapping
8. Samsung Diagram
9. Samsung Port Mapping



MATSING[®]

LENS TECHNOLOGY ENABLED

Revision History

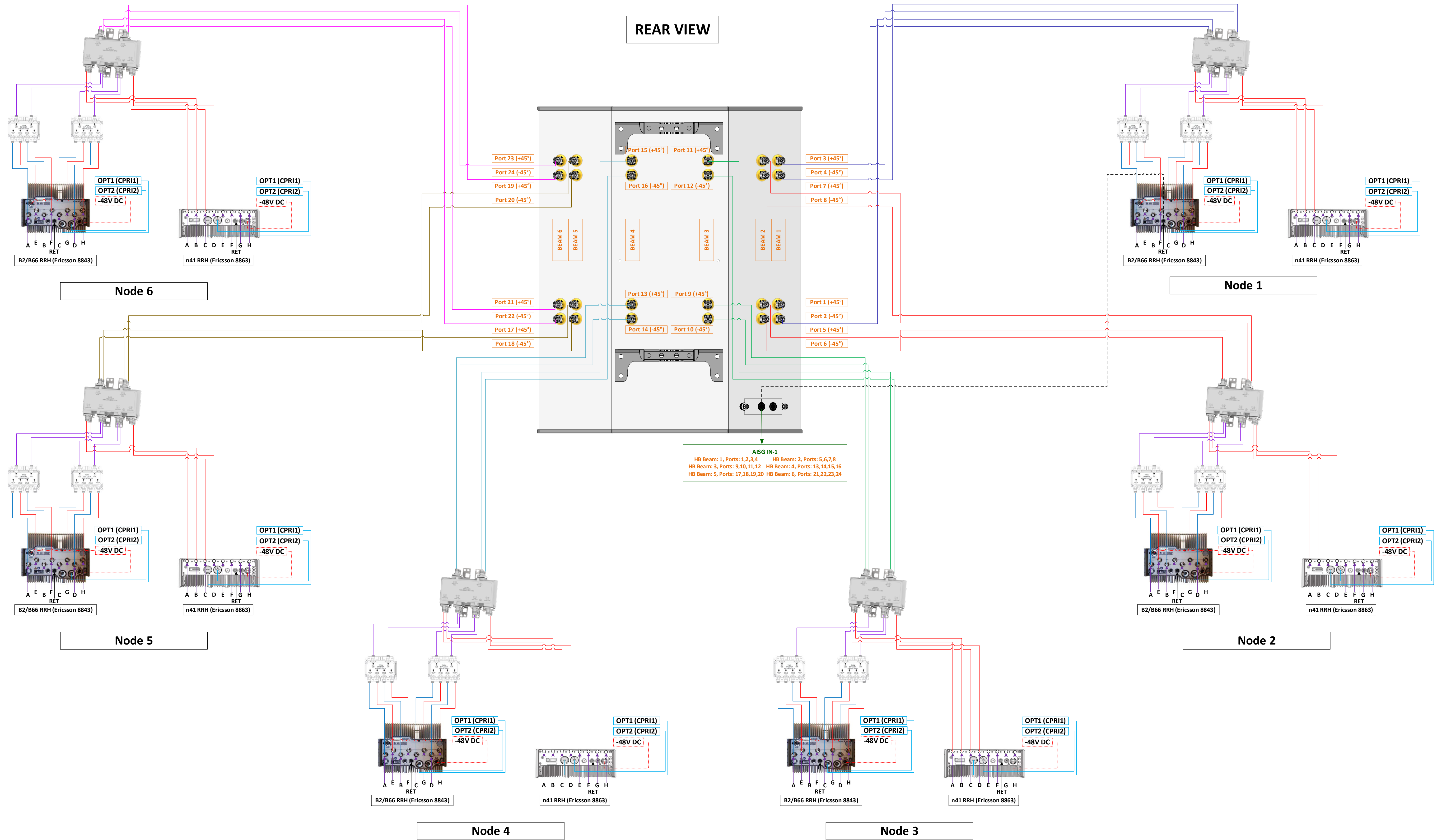
Revision	Date	Details
1	02/26/2025	Initial Release
2		
3		

Applicable RRH Models

Ericsson RRHs	Nokia RRHs	Samsung RRHs
PCS/AWS (Ericsson 8843)	PCS/AWS (Nokia AirScale AHFIB)	PCS/AWS (Samsung RFV01U-D1A)
BRS (Ericsson 8863)	BRS (Nokia AZHL)	

MBA-6-H4 with B2/B66 and n41 RRH (Ericsson 8843 - 8863)

REAR VIEW

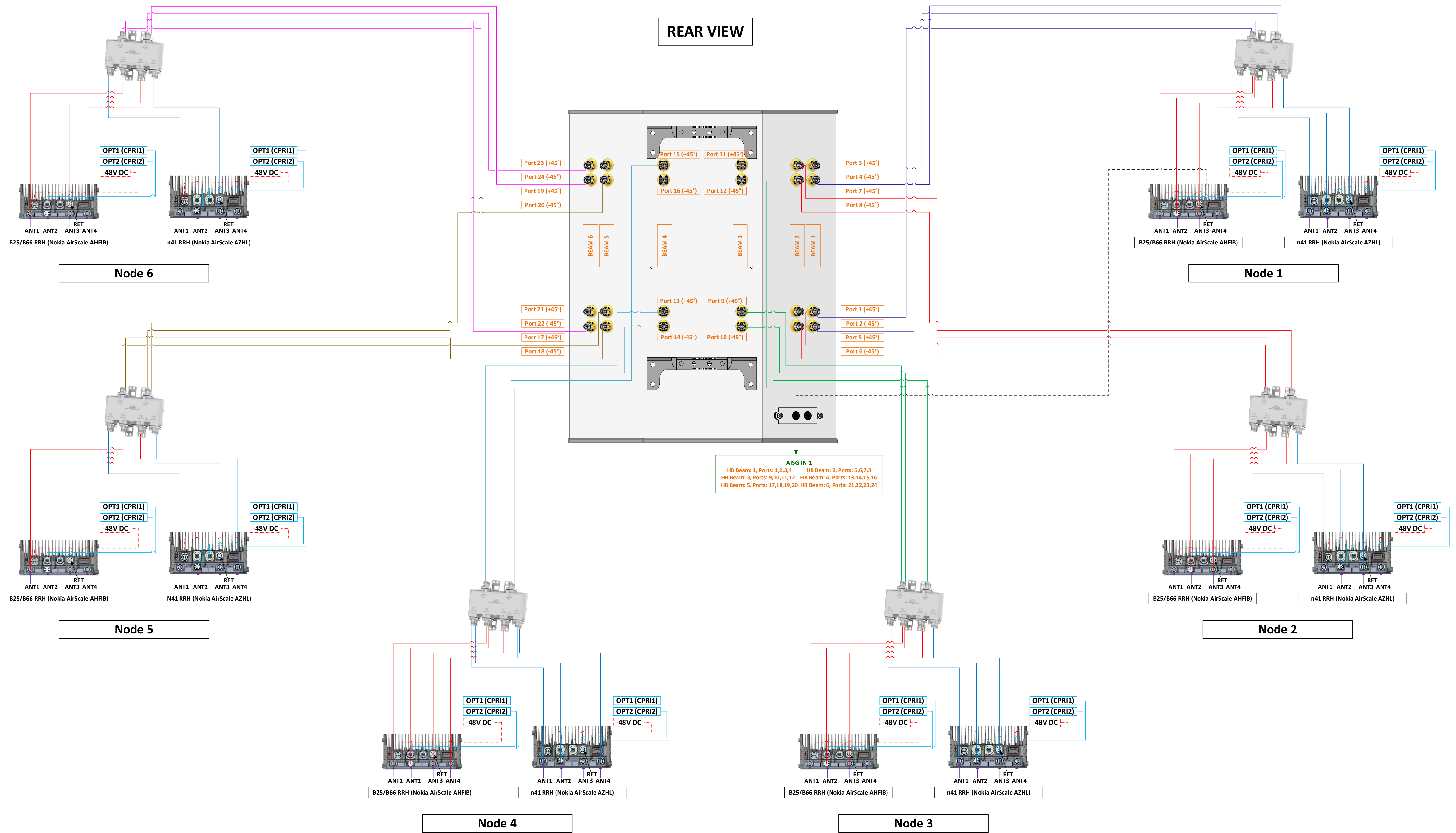


Ericsson Port Mapping

MS-MBA-6-H4	Node 1: B2/B66 and n41 RRH (Ericsson 8843-8863)	Node 2: B2/B66 and n41 RRH (Ericsson 8843-8863)	Node 3: B2/B66 and n41 RRH (Ericsson 8843-8863)	Node 4: B2/B66 and n41 RRH (Ericsson 8843-8863)	Node 5: B2/B66 and n41 RRH (Ericsson 8843-8863)	Node 6: B2/B66 and n41 RRH (Ericsson 8843-8863)
Port 1	A/E-A					
Port 2	B/F-B					
Port 3	C/G-C					
Port 4	D/H-D					
Port 5		A/E-A				
Port 6		B/F-B				
Port 7		C/G-C				
Port 8		D/H-D				
Port 9			A/E-A			
Port 10			B/F-B			
Port 11			C/G-C			
Port 12			D/H-D			
Port 13				A/E-A		
Port 14				B/F-B		
Port 15				C/G-C		
Port 16				D/H-D		
Port 17					A/E-A	
Port 18					B/F-B	
Port 19					C/G-C	
Port 20					D/H-D	
Port 21						A/E-A
Port 22						B/F-B
Port 23						C/G-C
Port 24						D/H-D
AISG IN-1	RET					

MBA-6-H4 with B25/B66 and n41 RRH (Nokia AirScale AHFIB - AZHL)

REAR VIEW

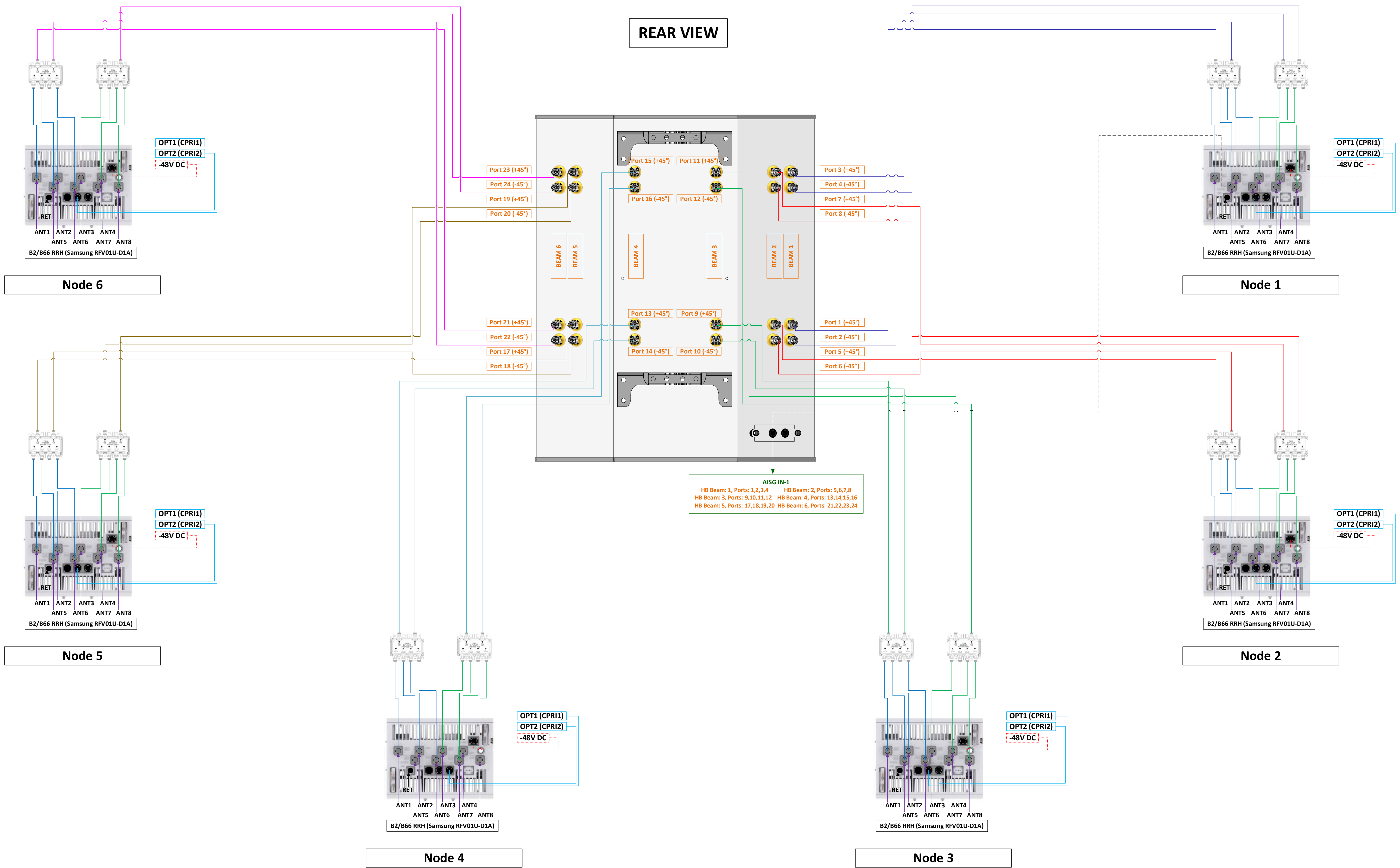


Nokia Port Mapping

MS-MBA-6-H4	Node 1: B25/B66 and n41 RRH (Nokia AHFIB-AZHL)	Node 2: B25/B66 and n41 RRH (Nokia AHFIB-AZHL)	Node 3: B25/B66 and n41 RRH (Nokia AHFIB-AZHL)	Node 4: B25/B66 and n41 RRH (Nokia AHFIB-AZHL)	Node 5: B25/B66 and n41 RRH (Nokia AHFIB-AZHL)	Node 6: B25/B66 and n41 RRH (Nokia AHFIB-AZHL)
Port 1	ANT1-ANT1					
Port 2	ANT2-ANT2					
Port 3	ANT3-ANT3					
Port 4	ANT4-ANT4					
Port 5		ANT1-ANT1				
Port 6		ANT2-ANT2				
Port 7		ANT3-ANT3				
Port 8		ANT4-ANT4				
Port 9			ANT1-ANT1			
Port 10			ANT2-ANT2			
Port 11			ANT3-ANT3			
Port 12			ANT4-ANT4			
Port 13				ANT1-ANT1		
Port 14				ANT2-ANT2		
Port 15				ANT3-ANT3		
Port 16				ANT4-ANT4		
Port 17					ANT1-ANT1	
Port 18					ANT2-ANT2	
Port 19					ANT3-ANT3	
Port 20					ANT4-ANT4	
Port 21						ANT1-ANT1
Port 22						ANT2-ANT2
Port 23						ANT3-ANT3
Port 24						ANT4-ANT4
AISG IN-1	RET					

MBA-6-H4 with B2/B66 RRH (Samsung RFV01U-D1A)

REAR VIEW



Samsung Port Mapping

MS-MBA-6-H4	Node 1: B2/B66 RRH (Samsung RFV01U-D1A)	Node 2: B2/B66 RRH (Samsung RFV01U-D1A)	Node 3: B2/B66 RRH (Samsung RFV01U-D1A)	Node 4: B2/B66 RRH (Samsung RFV01U-D1A)	Node 5: B2/B66 RRH (Samsung RFV01U-D1A)	Node 6: B2/B66 RRH (Samsung RFV01U-D1A)
Port 1	ANT 1 – ANT 5					
Port 2	ANT 2 – ANT 6					
Port 3	ANT 3 – ANT 7					
Port 4	ANT 4 – ANT 8					
Port 5		ANT 1 – ANT 5				
Port 6		ANT 2 – ANT 6				
Port 7		ANT 3 – ANT 7				
Port 8		ANT 4 – ANT 8				
Port 9			ANT 1 – ANT 5			
Port 10			ANT 2 – ANT 6			
Port 11			ANT 3 – ANT 7			
Port 12			ANT 4 – ANT 8			
Port 13				ANT 1 – ANT 5		
Port 14				ANT 2 – ANT 6		
Port 15				ANT 3 – ANT 7		
Port 16				ANT 4 – ANT 8		
Port 17					ANT 1 – ANT 5	
Port 18					ANT 2 – ANT 6	
Port 19					ANT 3 – ANT 7	
Port 20					ANT 4 – ANT 8	
Port 21						ANT 1 – ANT 5
Port 22						ANT 2 – ANT 6
Port 23						ANT 3 – ANT 7
Port 24						ANT 4 – ANT 8
AISG IN-1	RET					