


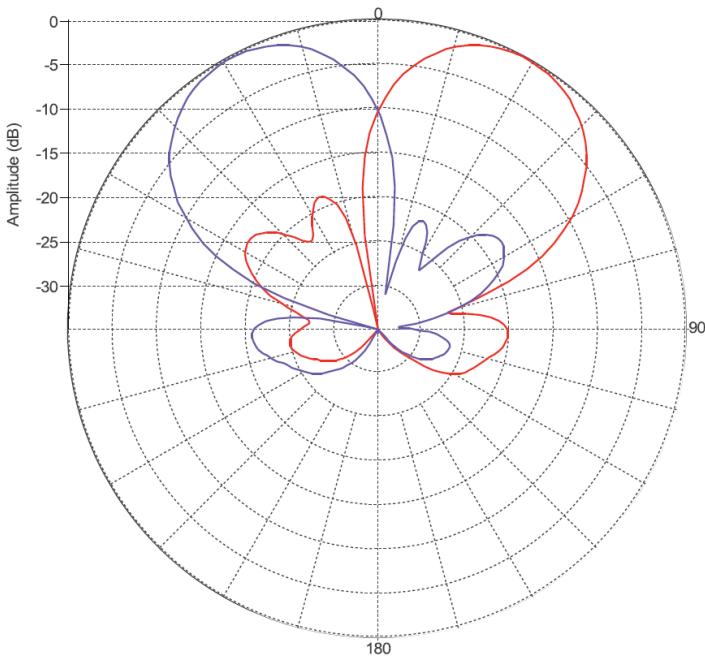
## MS-MBC-2-L2-15

**Multi-Beam Cylindrical Base-Station Lens Antenna;**  
**Two isolated low frequency (698-960 MHz) cross-polarized**  
**beams. Each beam has two ports to support 2X2 MIMO.**  
**RET (Smart Bias Tee & AISG 2.0) with 2-16° for each beam.**

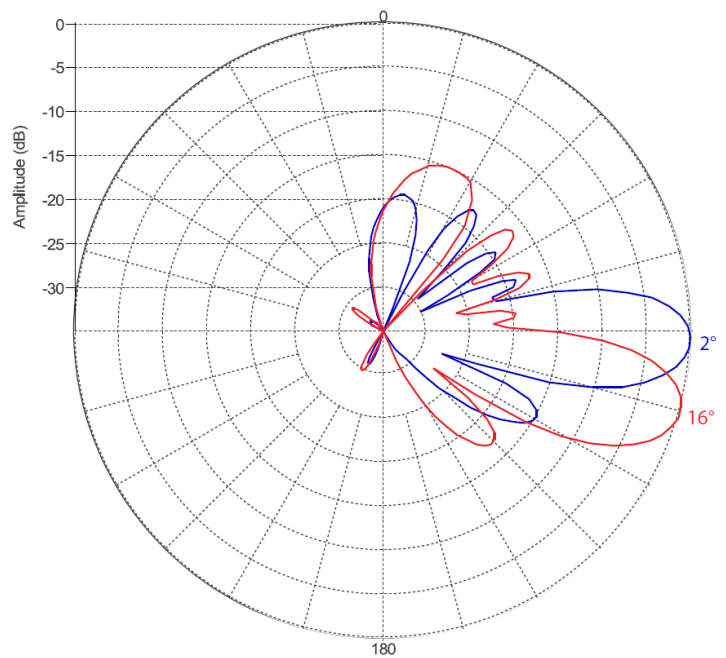


### PATTERN RESULTS:

**High-Band Horizontal Pattern (800MHz)**



**Vertical pattern at 2° tilt and 16° tilt (800MHz)**



### TECHNICAL SPECIFICATIONS

Frequency	698 - 960 MHz
Gain	16.5 dBi
VSWR	<1.5:1
Polarization	Dual Slant ±45°
Horizontal Coverage	120°
Horizontal Beamwidth (3dB level) Horizontal Beamwidth (10dB level)	35° 60°
Vertical Beamwidth (3dB)	15°
Beam Cross-over	10dB typical
Total Number of Beams	2
Number of Ports per Beam	2
Number of Ports Total	4
RET	2° to 16°
First Upper Sidelobe level	15dB
Azimuth Sidelobe level	16dB
Front to Back Ratio	>28dB
Isolation Port to Port - Polarization	28dB
Isolation Port to Port - Beam	26dB
Power Rating	200W per port
Intermodulation	<-153dBc
Impedance	50 ohm
Connector Quantity and Type	4 x 4.3-10 female

### MECHANICAL DATA

Dimensions (H x W x D)	122 x 65 x 66 cm 48 x 25.6 x 26 inch
Antenna Weight	35 kg 77.2 lbs
Radome Material	Fiber Glass
Mounting	2 position pipe mount Compatible pipe diameter: 6.1 – 11.4 cm 2.4 – 4.5 inch

### ENVIRONMENTAL RATINGS

Humidity	95% RH @ +30°C
Temperature	-40°C to +70°C
Wind load @ 150km/h	TBD