


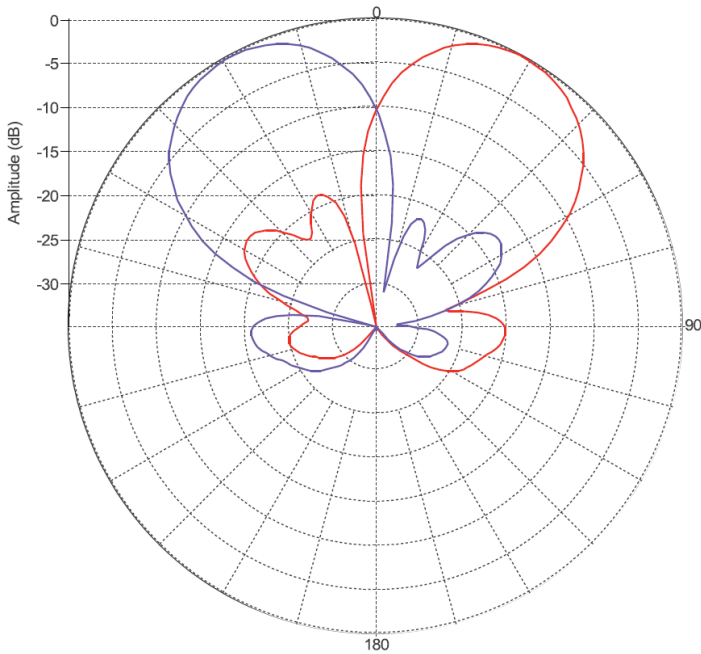
MS-MBC-2-L4-15

Multi-Beam Cylindrical Base-Station Lens Antenna;
Two isolated low frequency (698-960 MHz) cross-polarized
beams. Each beam has four ports to support 4x4 MIMO.
RET (Smart Bias Tee & AISG 2.0) with 2-16° for each beam.

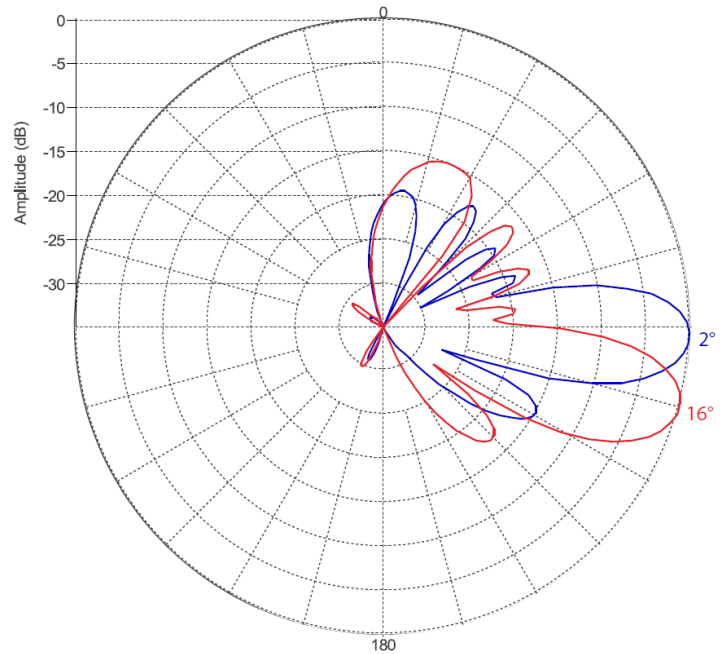


PATTERN RESULTS:

High-Band Horizontal Pattern (800MHz)



Vertical pattern at 2° tilt and 16° tilt (800MHz)



TECHNICAL SPECIFICATIONS

Frequency	698 - 960 MHz
Gain	16.5 dBi
VSWR	<1.5:1
Polarization	Dual Slant $\pm 45^\circ$
Horizontal Coverage	120°
Horizontal Beamwidth (3dB level)	35°
Horizontal Beamwidth (10dB level)	60°
Vertical Beamwidth (3dB)	15°
Beam Cross-over	10dB typical
Total Number of Beams	2
Number of Ports per Beam	4
Number of Ports Total	8
RET	2° to 16°
First Upper Sidelobe level	15dB
Azimuth Sidelobe level	16dB
Front to Back Ratio	>28dB
Isolation Port to Port - Polarization	28dB
Isolation Port to Port - Beam	26dB
Power Rating	200W per port
Intermodulation	<-153dBc
Impedance	50 ohm
Connector Quantity and Type	8 x 4.3-10 female

MECHANICAL DATA

Dimensions (H x W x D)	245.3 x 65 x 77 cm 96.6 x 25.6 x 30.3 inch
Antenna Weight	55 kg 121.2 lbs
Radome Material	Fiber Glass
Mounting	2 position pipe mount Compatible pipe diameter: 6.1 – 11.4 cm 2.4 – 4.5 inch

ENVIRONMENTAL RATINGS

Humidity	95% RH @ +30°C
Temperature	-40°C to +70°C
Wind load @ 150km/h	TBD

CONNECTOR LAYOUT:

