

# RRH Plumbing Diagrams

---

## MS-MBC-3-H4-12

### Table of contents

1. Table of contents
2. Revision History
3. Applicable RRH Models
4. Ericsson Diagram
5. Ericsson Port Mapping
6. Nokia Diagram
7. Nokia Port Mapping
8. Samsung Diagram
9. Samsung Port Mapping

**MATSING**<sup>®</sup>

LENS TECHNOLOGY ENABLED



# Revision History

Revision	Date	Details
1	10/25/2024	Initial Release
2		
3		

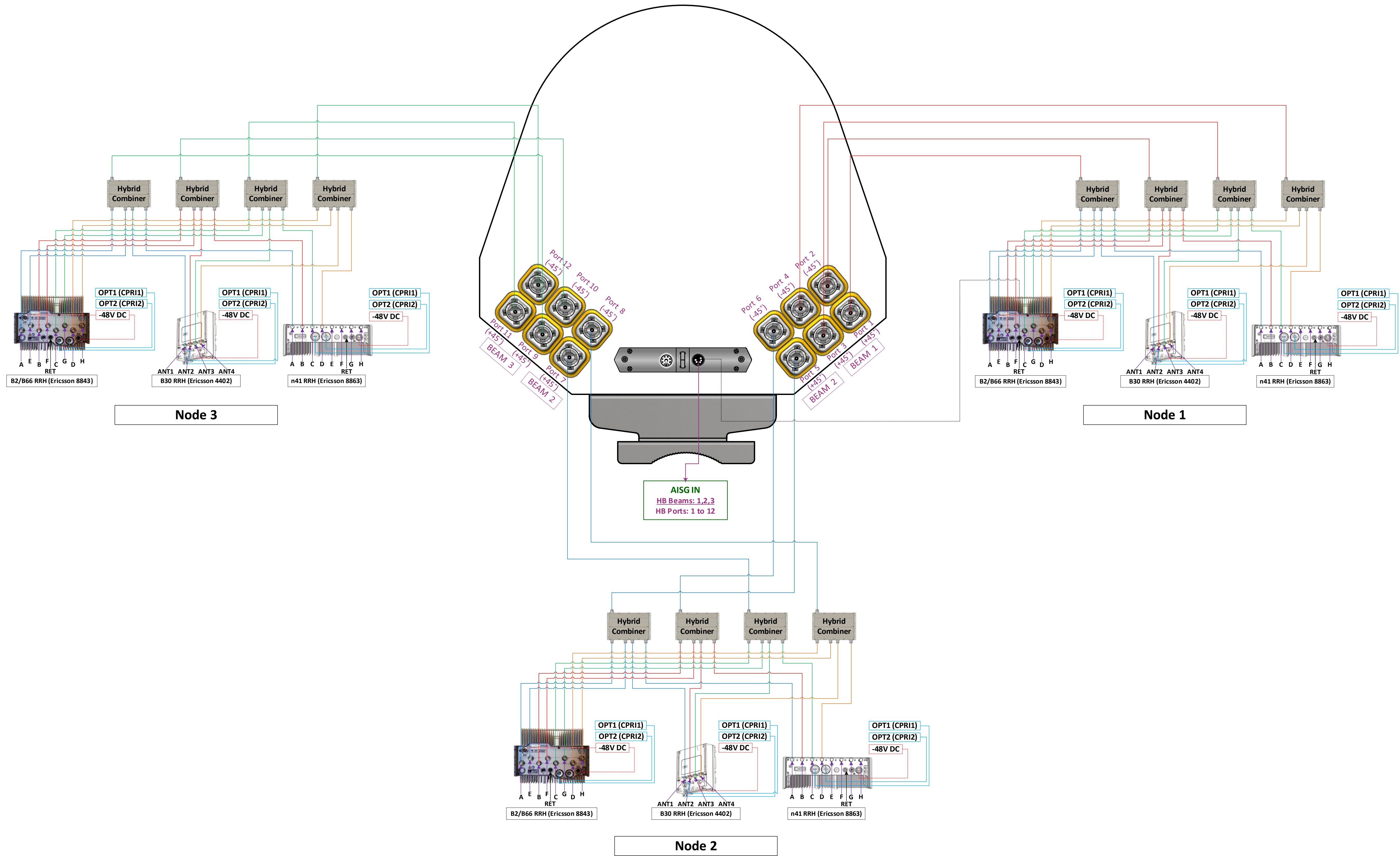
# Applicable RRH Models

Ericsson RRHs	Nokia RRHs	Samsung RRHs
PCS/AWS (Ericsson 8843)	PCS/AWS (Nokia AirScale AHFIB)	PCS/AWS (Samsung RFV01U-D1A)
WCS (Ericsson 4402)	BRS (Nokia AZHL)	
BRS (Ericsson 8863)		



MS-MBC-3-H4-12 with B2/B66, B30 and n41 RRH (Ericsson 8843-4402-8863)

REAR VIEW



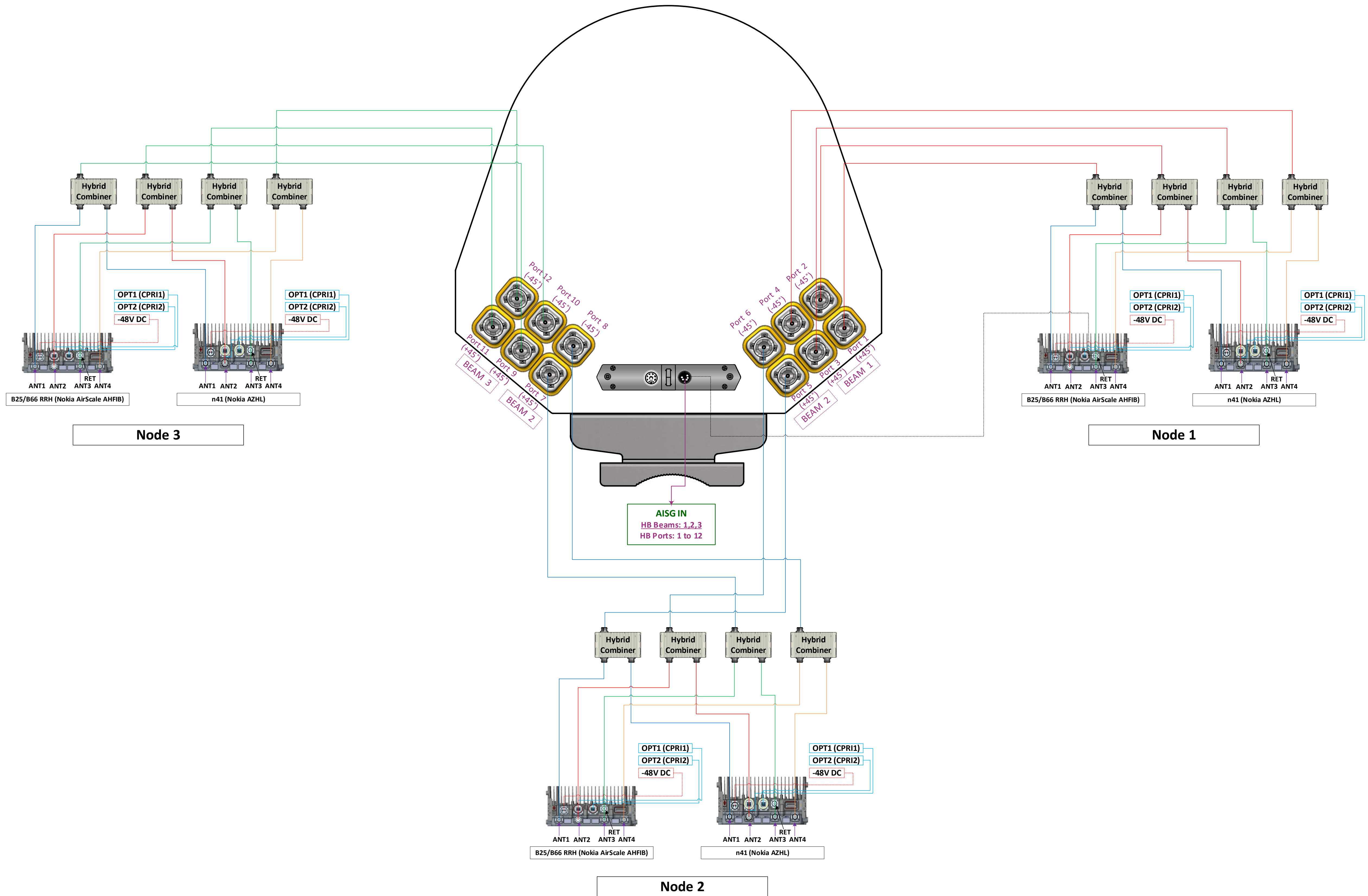
# Ericsson Port Mapping

MS-MBC-3-H4-12	Node 1: B2/B66 RRH (Ericsson 8843), B30 RRH (Ericsson 4402) and n41 RRH (Ericsson 8863)	Node 2: B2/B66 RRH (Ericsson 8843), B30 RRH (Ericsson 4402) and n41 RRH (Ericsson 8863)	Node 3: B2/B66 RRH (Ericsson 8843), B30 RRH (Ericsson 4402) and n41 RRH (Ericsson 8863)
Port 1	A/E – ANT 1 – A		
Port 2	B/F – ANT 2 – B		
Port 3	C/G – ANT 3 – C		
Port 4	D/H – ANT 4 – D		
Port 5		A/E – ANT 1 – A	
Port 6		B/F – ANT 2 – B	
Port 7		C/G – ANT 3 – C	
Port 8		D/H – ANT 4 – D	
Port 9			A/E – ANT 1 – A
Port 10			B/F – ANT 2 – B
Port 11			C/G – ANT 3 – C
Port 12			D/H – ANT 4 – D
AISG IN	RET		



MS-MBC-3-H4-12 with B25/B66 and n41 RRH (Nokia AHFIB-AZHL)

REAR VIEW



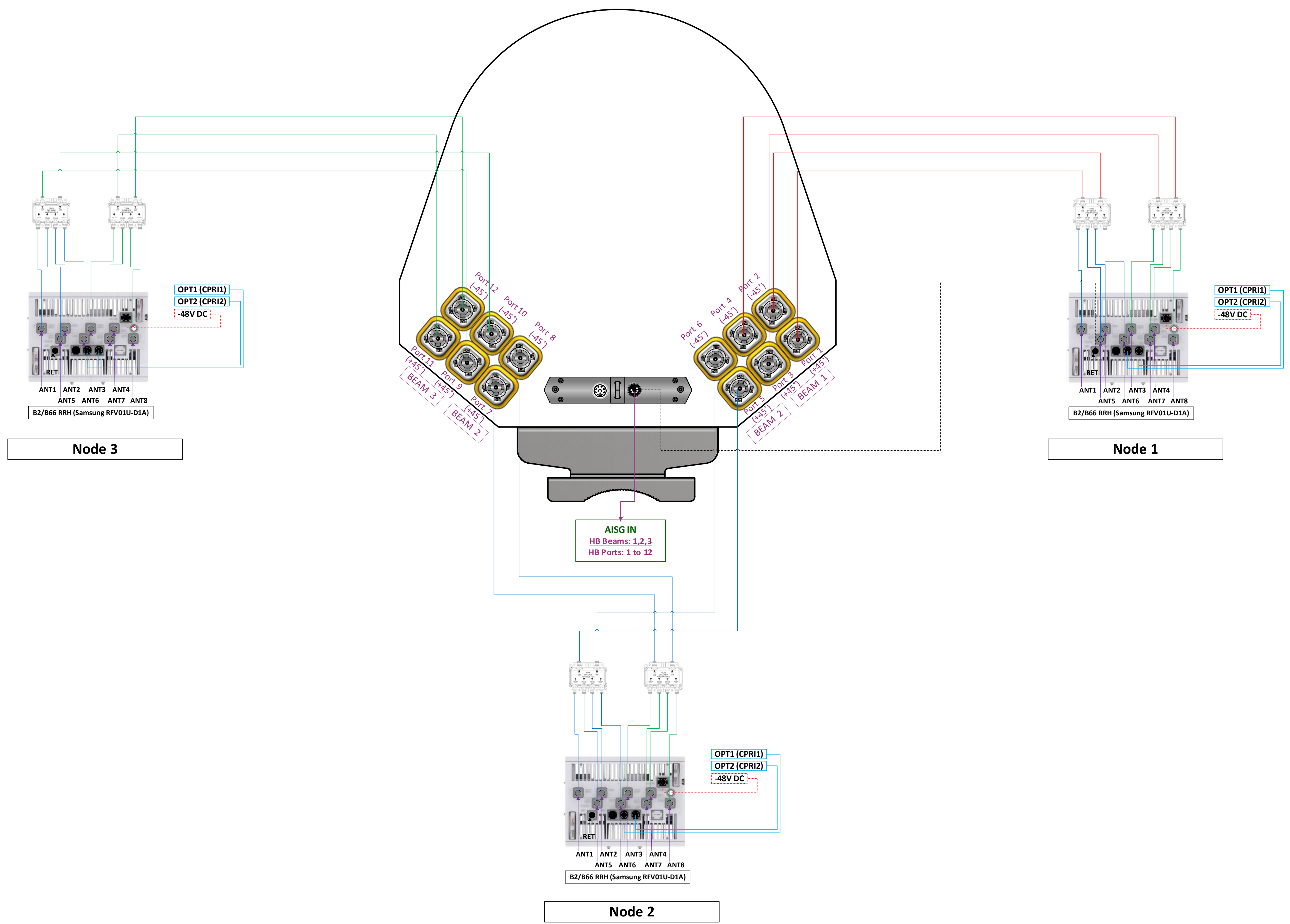
# Nokia Port Mapping

MS-MBC-3-H4-12	Node 1: B25/B66 RRH (Nokia AirScale AHFIB) and n41 RRH (Nokia AZHL)	Node 2: B25/B66 RRH (Nokia AirScale AHFIB) and n41 RRH (Nokia AZHL)	Node 3: B25/B66 RRH (Nokia AirScale AHFIB) and n41 RRH (Nokia AZHL)
Port 1	ANT 1 – ANT 1		
Port 2	ANT 2 – ANT 2		
Port 3	ANT 3 – ANT 3		
Port 4	ANT 4 – ANT 4		
Port 5		ANT 1 – ANT 1	
Port 6		ANT 2 – ANT 2	
Port 7		ANT 3 – ANT 3	
Port 8		ANT 4 – ANT 4	
Port 9			ANT 1 – ANT 1
Port 10			ANT 2 – ANT 2
Port 11			ANT 3 – ANT 3
Port 12			ANT 4 – ANT 4
AISG IN	RET		



MS-MBC-3-H4-12 with B2/B66 RRH (Samsung RFV01U-D1A)

REAR VIEW





# Samsung Port Mapping

MS-MBC-3-H4-12	Node 1: B2/B66 RRH (Samsung RFV01U-D1A)	Node 2: B2/B66 RRH (Samsung RFV01U-D1A)	Node 3: B2/B66 RRH (Samsung RFV01U-D1A)
Port 1	ANT 1 – ANT 5		
Port 2	ANT 2 – ANT 6		
Port 3	ANT 3 – ANT 7		
Port 4	ANT 4 – ANT 8		
Port 5		ANT 1 – ANT 5	
Port 6		ANT 2 – ANT 6	
Port 7		ANT 3 – ANT 7	
Port 8		ANT 4 – ANT 8	
Port 9			ANT 1 – ANT 5
Port 10			ANT 2 – ANT 6
Port 11			ANT 3 – ANT 7
Port 12			ANT 4 – ANT 8
AISG IN	RET		