

RRH Plumbing Diagrams

MS-MBC-4.2-H4-8-L4-16

Table of contents

1. Table of contents
2. Revision History
3. Applicable RRH Models
4. Ericsson Diagram
5. Ericsson Port Mapping
6. Nokia Diagram
7. Nokia Port Mapping
8. Samsung Diagram
9. Samsung Port Mapping

MATSING[®]

LENS TECHNOLOGY ENABLED



Revision History

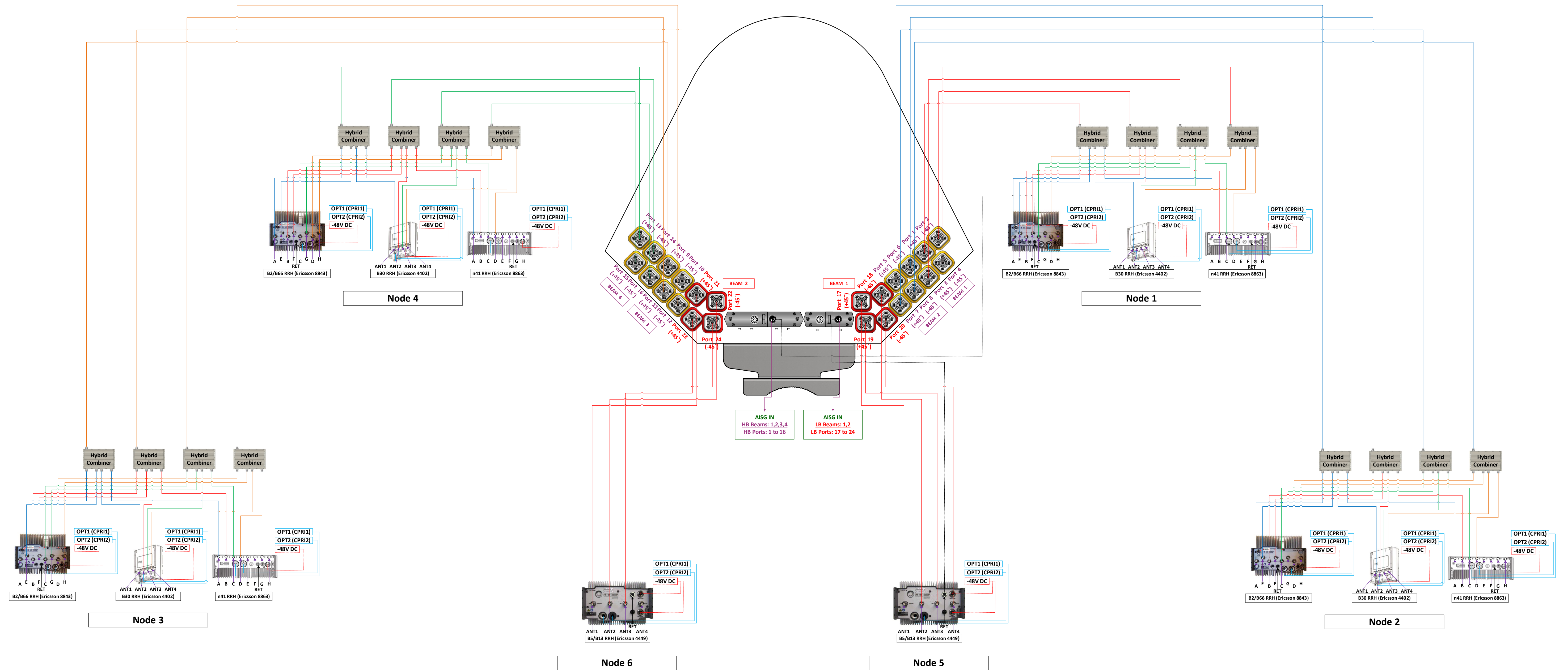
Revision	Date	Details
1	11/26/2024	Initial Release
2		
3		

Applicable RRH Models

Ericsson RRHs	Nokia RRHs	Samsung RRHs
PCS/AWS (Ericsson 8843)	PCS/AWS (Nokia AirScale AHFIB)	PCS/AWS (Samsung RFV01U-D1A)
WCS (Ericsson 4402)	BRS (Nokia AZHL)	700/850 (Samsung RFV01U-D2A)
BRS (Ericsson 8863)	700 (Nokia AirScale AHLBA)	
700/850 (Ericsson 4449)		

MS-MBC-4.2-H4-8-L4-16 with B2/B66, B30, n41 and B5/B13 RRH (Ericsson 8843-4402-8863-4449)

REAR VIEW

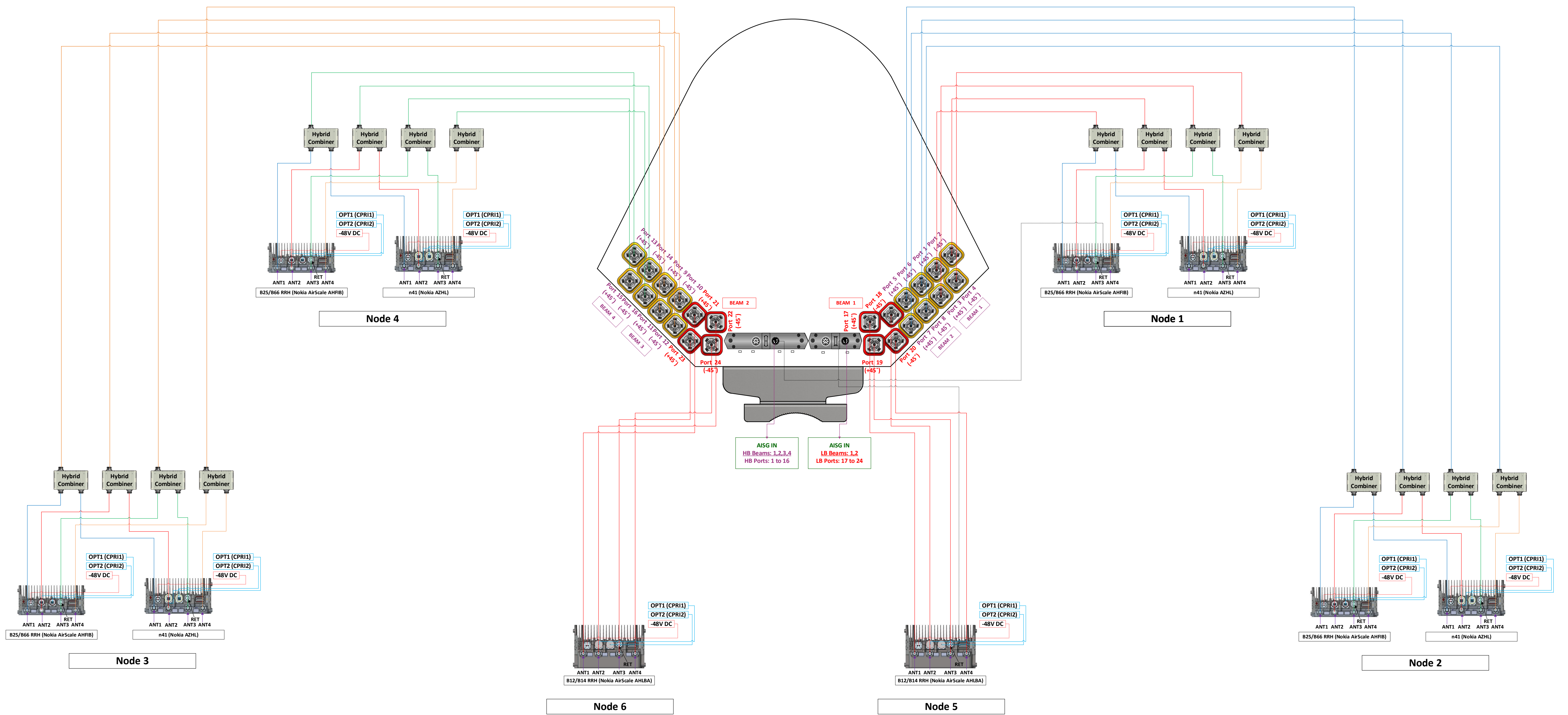


Ericsson Port Mapping

MS-MBC-4.2-H4-8-L4-16	Node 1: B2/B66 RRH (Ericsson 8843), B30 RRH (Ericsson 4402) and n41 RRH (Ericsson 8863)	Node 2: B2/B66 RRH (Ericsson 8843), B30 RRH (Ericsson 4402) and n41 RRH (Ericsson 8863)	Node 3: B2/B66 RRH (Ericsson 8843), B30 RRH (Ericsson 4402) and n41 RRH (Ericsson 8863)	Node 4: B2/B66 RRH (Ericsson 8843), B30 RRH (Ericsson 4402) and n41 RRH (Ericsson 8863)	Node 5: B5/B13 RRH (Ericsson 4449)	Node 6: B5/B13 RRH (Ericsson 4449)
Port 1	A/E – ANT 1 – A					
Port 2	B/F – ANT 2 – B					
Port 3	C/G – ANT 3 – C					
Port 4	D/H – ANT 4 – D					
Port 5		A/E – ANT 1 – A				
Port 6		B/F – ANT 2 – B				
Port 7		C/G – ANT 3 – C				
Port 8		D/H – ANT 4 – D				
Port 9			A/E – ANT 1 – A			
Port 10			B/F – ANT 2 – B			
Port 11			C/G – ANT 3 – C			
Port 12			D/H – ANT 4 – D			
Port 13				A/E – ANT 1 – A		
Port 14				B/F – ANT 2 – B		
Port 15				C/G – ANT 3 – C		
Port 16				D/H – ANT 4 – D		
Port 17					ANT 1	
Port 18					ANT 2	
Port 19					ANT 3	
Port 20					ANT 4	
Port 21						ANT 1
Port 22						ANT 2
Port 23						ANT 3
Port 24						ANT 4
AISG IN					RET	
AISG IN	RET					

MS-MBC-4.2-H4-8-L4-16 with B25/B66, n41 and B12/B14 RRH (Nokia AHFIB-AZHL-AHLBA)

REAR VIEW

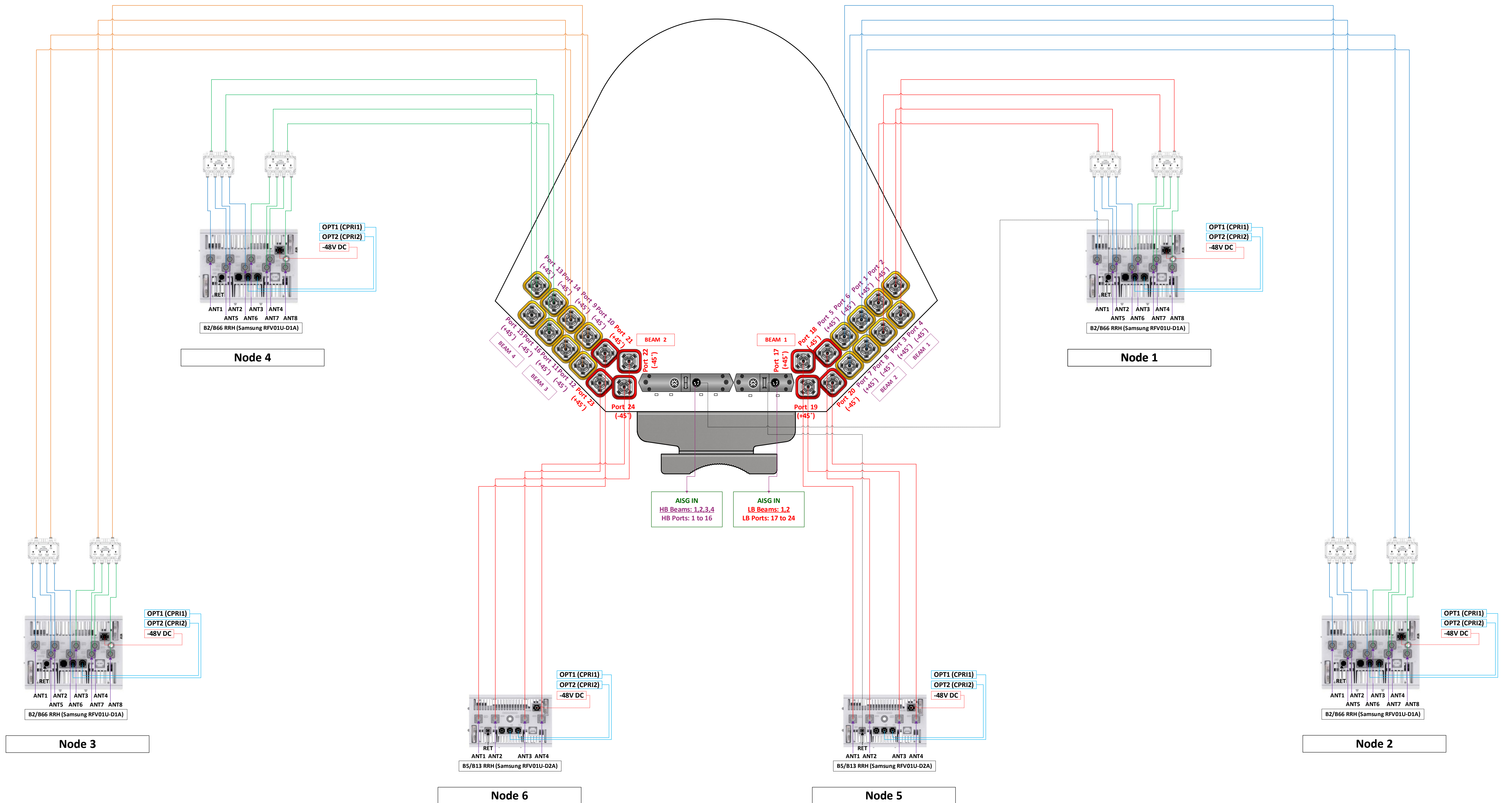


Nokia Port Mapping

MS-MBC-4.2-H4-8-L4-16	Node 1: B25/B66 RRH (Nokia AirScale AHFIB) and n41 RRH (Nokia AZHL)	Node 2: B25/B66 RRH (Nokia AirScale AHFIB) and n41 RRH (Nokia AZHL)	Node 3: B25/B66 RRH (Nokia AirScale AHFIB) and n41 RRH (Nokia AZHL)	Node 4: B25/B66 RRH (Nokia AirScale AHFIB) and n41 RRH (Nokia AZHL)	Node 5: B12/B14 RRH (Nokia AirScale AHLBA)	Node 6: B12/B14 RRH (Nokia AirScale AHLBA)
Port 1	ANT 1 – ANT 1					
Port 2	ANT 2 – ANT 2					
Port 3	ANT 3 – ANT 3					
Port 4	ANT 4 – ANT 4					
Port 5		ANT 1 – ANT 1				
Port 6		ANT 2 – ANT 2				
Port 7		ANT 3 – ANT 3				
Port 8		ANT 4 – ANT 4				
Port 9			ANT 1 – ANT 1			
Port 10			ANT 2 – ANT 2			
Port 11			ANT 3 – ANT 3			
Port 12			ANT 4 – ANT 4			
Port 13				ANT 1 – ANT 1		
Port 14				ANT 2 – ANT 2		
Port 15				ANT 3 – ANT 3		
Port 16				ANT 4 – ANT 4		
Port 17					ANT 1	
Port 18					ANT 2	
Port 19					ANT 3	
Port 20					ANT 4	
Port 21						ANT 1
Port 22						ANT 2
Port 23						ANT 3
Port 24						ANT 4
AISG IN					RET	
AISG IN	RET					

MS-MBC-4.2-H4-8-L4-16 with B2/B66 and B5/B13 RRH (Samsung RFV01U-D1A - RFV01U-D2A)

REAR VIEW



Samsung Port Mapping

MS-MBC-4.2-H4-8-L4-16	Node 1: B2/B66 RRH (Samsung RFV01U-D1A)	Node 2: B2/B66 RRH (Samsung RFV01U-D1A)	Node 3: B2/B66 RRH (Samsung RFV01U-D1A)	Node 4: B2/B66 RRH (Samsung RFV01U-D1A)	Node 5: B5/B13 RRH (Samsung RFV01U-D2A)	Node 6: B5/B13 RRH (Samsung RFV01U-D2A)
Port 1	ANT 1 – ANT 5					
Port 2	ANT 2 – ANT 6					
Port 3	ANT 3 – ANT 7					
Port 4	ANT 4 – ANT 8					
Port 5		ANT 1 – ANT 5				
Port 6		ANT 2 – ANT 6				
Port 7		ANT 3 – ANT 7				
Port 8		ANT 4 – ANT 8				
Port 9			ANT 1 – ANT 5			
Port 10			ANT 2 – ANT 6			
Port 11			ANT 3 – ANT 7			
Port 12			ANT 4 – ANT 8			
Port 13				ANT 1 – ANT 5		
Port 14				ANT 2 – ANT 6		
Port 15				ANT 3 – ANT 7		
Port 16				ANT 4 – ANT 8		
Port 17					ANT 1	
Port 18					ANT 2	
Port 19					ANT 3	
Port 20					ANT 4	
Port 21						ANT 1
Port 22						ANT 2
Port 23						ANT 3
Port 24						ANT 4
AISG IN					RET	
AISG IN	RET					